

Index

2021

Evermore[®]

VDI DIN 1809

A

VDI DIN 5480

B

VDI DIN 5482

C

VDI MT

D

VDI DIN 69880 STATIC TOOL HOLDER 固定刀座 F

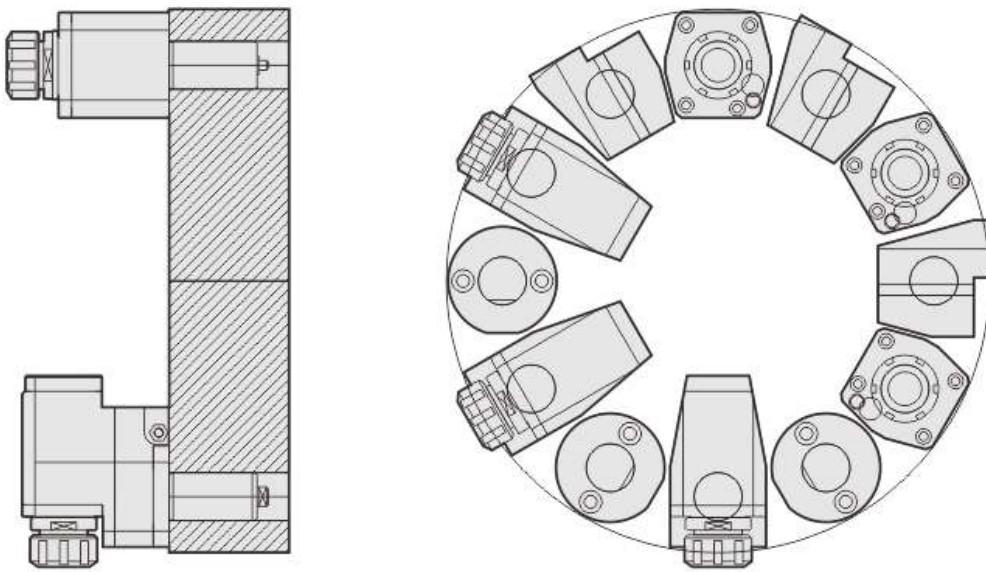
VDI HYDRAULIC DRIVEN HOLDER 油壓刀座 H

VDI DIN 69880 HAAS I


刀塔種類 (DIN 69880系)

依入刀方向

A軸向入刀(axial),(axial turret)



B徑向入刀(radial),(radial turret)



刀塔種類 (DIN 69880系)

依驅動齒 COUPLING

A DIN 1809(DUPLOMATIC)



▶ Coupling to DIN 1809

B DIN 5480(SAUTER)(DUPLOMATIC)



▶ Coupling to DIN 5480

C DIN 5482(SAUTER)



▶ Coupling to DIN 5482

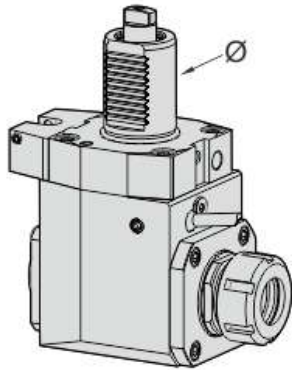
D MT (BARUFFALDI)



▶ Spur Coupling

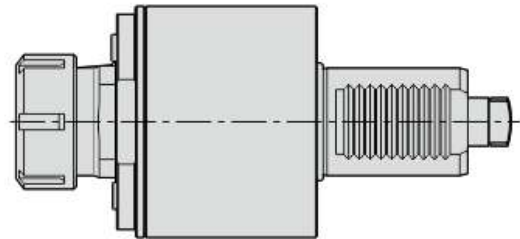
EVERMORE 編碼

尺寸番號



DA

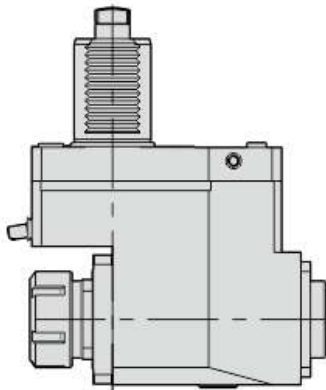
直向驅動



	VDI 20	VDI 25	VDI 30	VDI 40	VDI 50	VDI 60
Ømm	20	25	30	40	50	60

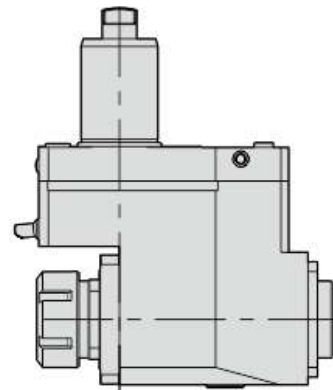
BL

B: backward
L: left hand



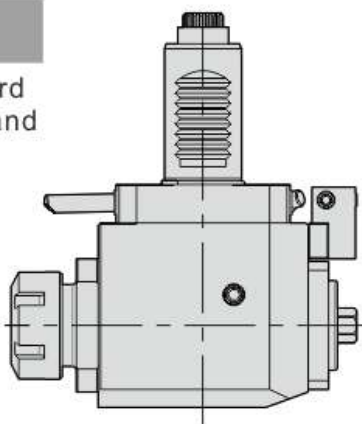
BR

B: backward
R: right hand



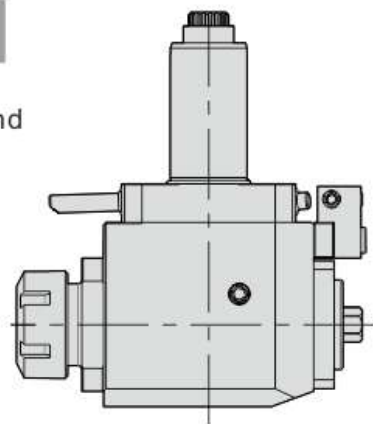
FL

F: forward
L: left hand



FR

F: forward
R: right hand



TXX

T: tapping 攻牙型

EX:

1. BR4018093290


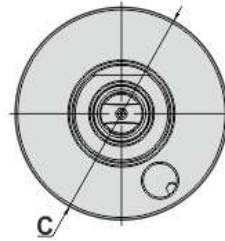
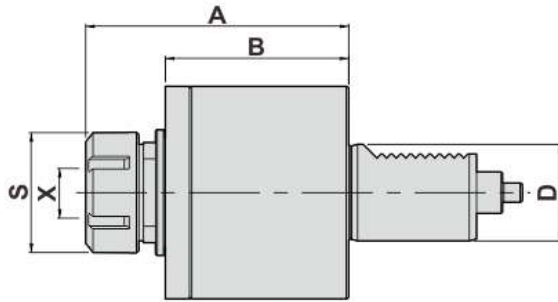
此為VDI40, 右手式, 聯軸器為1809, 後縮型, 配ER32螺帽, 中心距90mm。

2. FL3054802555

此為VDI30, 左手式, 聯軸器為5480(W16x0.8), 前伸型, 配ER25螺帽, 中心距55mm。

AXIAL DRILLING AND MILLING HEAD

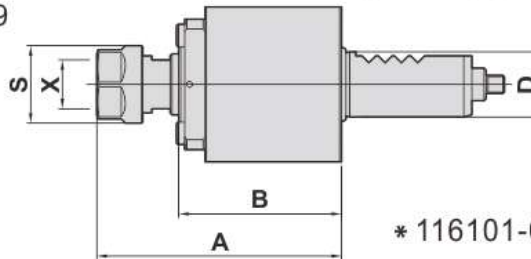
軸向鑽銑刀座 (0°)



▲Coupling to DIN 1809

Power Transmission According to DIN 1809

- To be used for collet DIN 6499
- External coolant supply
- Collet is not included



* 116101-000(DA16180911)

DIMENSIONS

D DIN 69880	X Capacity		S	Maximum R.P.M	i	A	B	C	Code No.	Order No.	(Kg) Weight
* 16	1-7	ER11	19	6000	1:1	60	40	38	116101-000	DA16180911	0.7
20	1-10	ER16	30	6000	1:1	77	49	58	120101-000	DA20180916	1.1
30	1-16	ER25	42	6000	1:1	101	71.5	68	130101-000	DA30180925	2.2
30	1-16	ER25	42	6000	1:1	87	57	68	130102-000	DAC30180925	1.9
40	2-20	ER32	50	6000	1:1	112	74.5	86	140101-000	DA40180932	3.7
40	2-20	ER32	50	6000	1:1	92.5	56	86	140102-000	DAC40180932	3.1
40	3-26	ER40	63	6000	1:1	104.5	56	86	140118-000	DAC40180940	3.3
50	3-26	ER40	63	6000	1:1	124	81.5	96	150101-000	DA50180940	5.6
60	10-34	ER50	78	6000	1:1	142.5	88.5	116	160101-000	DA60180950	9

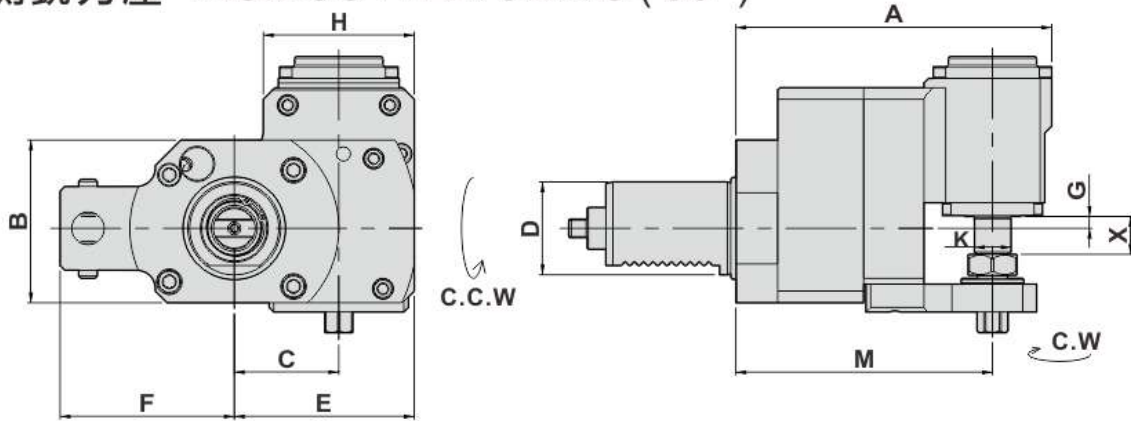
AXIAL TAPPING HEAD

軸向彈性攻牙刀座 (0°)

DIMENSIONS

D DIN 69880	X Capacity		S	Maximum R.P.M	i	A	B	C	Code No.	Order No.	(Kg) Weight
30	1-10	ER16	30	3000	1:1	110	71.5	68	130116-000	TDA30180916	2.2
40	1-13	ER20	35	3000	1:1	95.5	56	86	140122-000	TDAC40180920	3
50	1-16	ER25	42	3000	1:1	123	81.5	96	150116-000	TDA50180925	5.5
60	2-20	ER32	50	3000	1:1	158.5	88.5	116	160116-000	TDA60180932	9.2

RADIAL DRILLING AND MILLING HEAD 徑向側銑刀座-DISK CUTTER UNITS (90°)



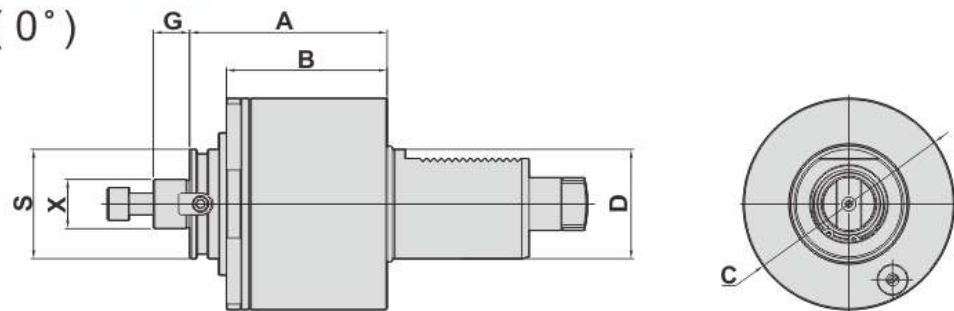
● External coolant supply

● i=3倍減速

DIMENSIONS

D DIN 69880	X Capacity	Maximum R.P.M	i	A	B	C	E	F	G	H	K	M	Code No.	Order No.	(Kg) Weight
30	16	3000	3:1	133	64	45	77.5	49	5	65	16	107.5	230107-000	BR30180916C/3	5.7
													230127-000	BL30180916C/3	
30	16	3000	3:1	133	64	45	77.5	49	5	65	25.4	107.5	230109-000	BR30180925.4C/3	6
													230129-000	BL30180925.4C/3	
40	16	3000	3:1	136	70	45	77.5	75	5	65	16	110.5	240107-000	BR40180916C/3	6.4
													240127-000	BL40180916C/3	
40	16	3000	3:1	136	70	45	77.5	75	5	65	25.4	110.5	240109-000	BR40180925.4C/3	6.6
													240129-000	BL40180925.4C/3	

AXIAL SHELL END MILLING CUTTER 軸向銑削刀座 (0°)



● To be used for cutter arbor according to DIN 6358

● External coolant

DIMENSIONS

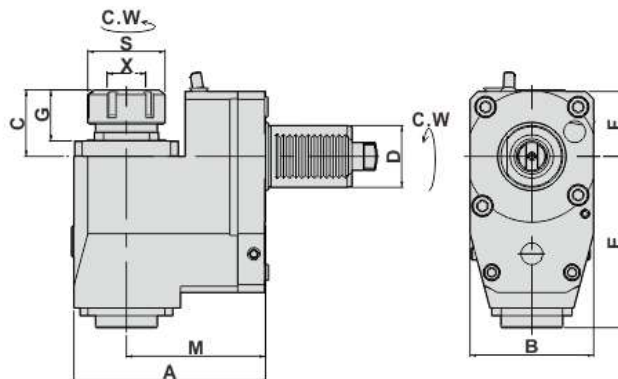
D DIN 69880	X Capacity	Maximum R.P.M	S	i	A	B	C	G	Code No.	Order No.	(Kg) Weight
30	16	3000	32	1:1	85.5	71.5	68	17	130105-000	DA30180916C	2.3
40	22	3000	48	1:1	86.5	74.5	86	18	140105-000	DA40180922C	3.8
40	22	3000	48	1:1	69	56	86	18	140130-000	DAC40180922C	3.1
50	22	3000	48	1:1	94	81.5	96	18	150105-000	DA50180922C	5.5
50	27	3000	60	1:1	97.5	81.5	96	20	150106-000	DA50180927C	5.7
60	27	3000	60	1:1	108.5	88	116	20	160103-000	DA60180927C	9.1

RADIAL DRILLING AND MILLING HEADS

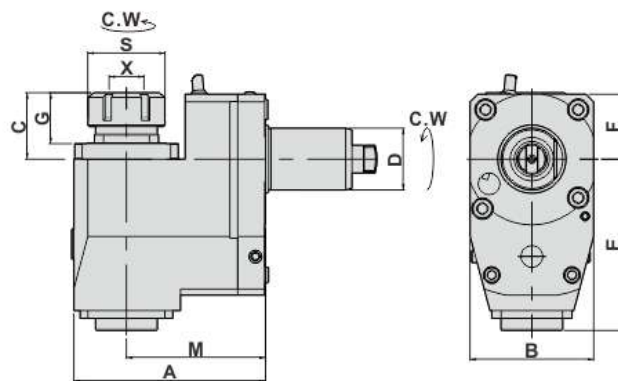
徑向鑽銑刀座-後縮型

OFFSET (90°)

MODE : BL
LEFT-HAND



MODE : BR
RIGHT-HAND



- To be used for collet DIN 6499
- External coolant supply
- Collet is not included

DIMENSIONS

D DIN 69880	X Capacity	S	Maximum R.P.M	i	A	B	C	E	F	G	M	Code No.	Order No.	(Kg) Weight
20	1-10 ER16	30	5000	1:1	83	50	37	70	27	29	60	220101-000	BR2018091660	2.2
												220121-000	BL2018091660	
30	1-16 ER25	42	5000	1:1	98	60	44	75.5	31.5	30	72	230101-000	BR3018092572	3.5
												230121-000	BL3018092572	
40	2-20 ER32	50	5000	1:1	124	80	45	111	42	35	90	240101-000	BR4018093290	8.3
												240121-000	BL4018093290	
40	2-20 ER32	50	5000	1:1	179	80	45	111	42	35	145	240110-000	BR40180932145	12.2
50	3-26 ER40	63	5000	1:1	129	86	50	112	42	40	90	250101-000	BR5018094090	10
												250121-000	BL5018094090	
60	3-26 ER40	63	5000	1:1	154	104	76	123	54	54	106	260104-000	BR60180940106	16.3
												260124-000	BL60180940106	
60	10-34 ER50	78	5000	1:1	154	104	74.5	123	54	52	106	260101-000	BR60180950106	16.5
												260121-000	BL60180950106	

RADIAL TAPPING HEAD

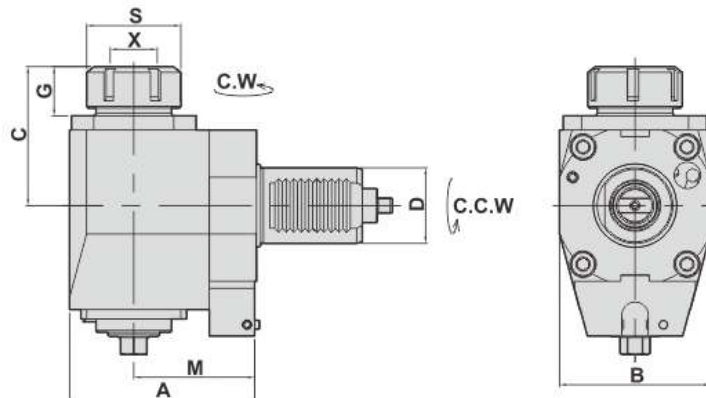
徑向彈性攻牙刀座-後縮型 (90°)

DIMENSIONS

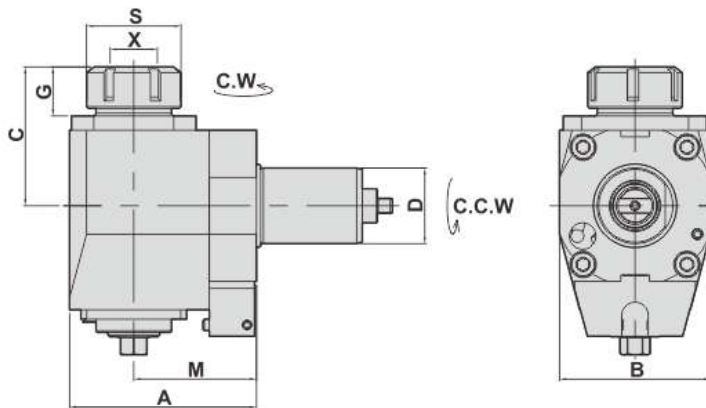
D DIN 69880	X Capacity	S	Maximum R.P.M	i	A	B	C	E	F	G	M	Code No.	Order No.	(Kg) Weight
30	1-10 ER16	30	3000	1:1	98	60	51	75.5	3.5	38.5	72	230105-000	TBR3018091672	3.5
												230125-000	TBL3018091672	
40	1-13 ER20	35	3000	1:1	124	80	59.5	110	42	49.5	90	240105-000	TBR4018092090	8.5
												240125-000	TBL4018092090	
50	1-16 ER25	42	3000	1:1	129	86	54	112	45	55	90	250105-000	TBR5018092590	10.3
												250125-000	TBL5018092590	
60	2-20 ER32	50	3000	1:1	154	104	105	123	54	82.5	106	260105-000	TBR60180932106	16.8
												260125-000	TBL60180932106	

RADIAL DRILLING AND MILLING HEAD 徑向鑽銑刀座 (90°)

MODE : FL
LEFT-HAND



MODE : FR
RIGHT-HAND



- To be used for collet DIN 6499
- External coolant supply
- Collet is not included

DIMENSIONS

D DIN 69880	X Capacity	S	Maximum R.P.M	i	A	B	C	G	M	Code No.	Order No.	(Kg) Weight
20	1-10 ER16	30	5000	1:1	67	50	66	27	45	220141-000	FR2018091645	1.8
										220161-000	FL2018091645	
30	1-16 ER25	42	5000	1:1	87	64	75	26	55	230141-000	FR3018092555	4
										230161-000	FL3018092555	
30	1-16 ER25	42	5000	1:1	117	64	75	26	85	230148-000	FR3018092585	4.6
										230168-000	FL3018092585	
30	1-16 ER25	42	5000	1:1	132	64	75	26	100	230149-000	FR30180925100	5.1
										230169-000	FL30180925100	
40	2-20 ER32	50	5000	1:1	99	80	80	29	65	240141-000	FR4018093265	6
										240161-000	FL4018093265	
40	2-20 ER32	50	5000	1:1	119	80	80	29	85	240148-000	FR4018093285	7
										240168-000	FL4018093285	
40	2-20 ER32	50	5000	1:1	134	80	80	29	100	240149-000	FR40180932100	7.6
										240169-000	FL40180932100	

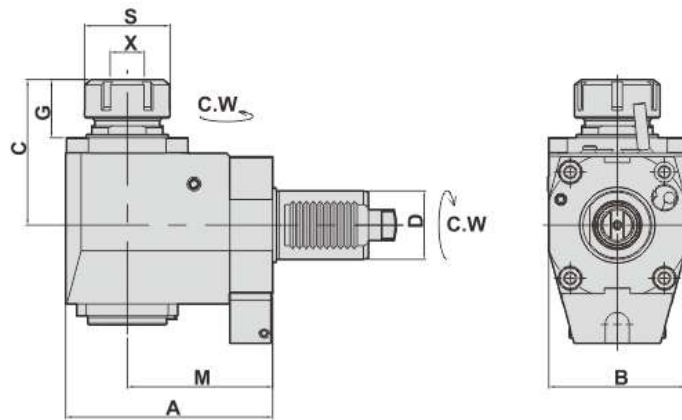
RADIAL TAPPING HEAD 徑向彈性攻牙刀座 (90°)

DIMENSIONS

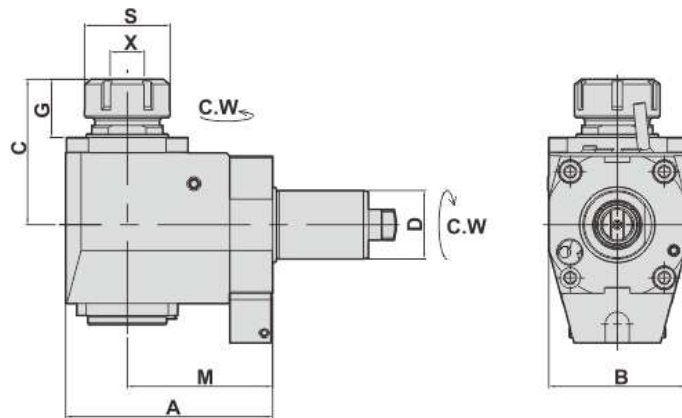
D DIN 69880	X Capacity	S	Maximum R.P.M	i	A	B	C	G	M	Code No.	Order No.	(Kg) Weight
30	1-10 ER16	30	3000	1:1	87	64	87	37	55	230145-000	TFR3018091655	4.1
										230165-000	TFL3018091655	
40	1-13 ER20	35	3000	1:1	99	80	94	46	65	240145-000	TFR4018092065	6.1
										240165-000	TFL4018092065	

RADIAL DRILLING AND MILLING HEAD 徑向鑽銑刀座 (90°)

MODE : FL
LEFT-HAND



MODE : FR
RIGHT-HAND



- To be used for collet DIN 6499
- External coolant supply
- Collet is not included

DIMENSIONS

D DIN 69880	X Capacity	S	Maximum R.P.M	i	A	B	C	G	M	Code No.	Order No.	(Kg) Weight
40	2-20 ER32	50	5000	1:1	101	80	85	34	65	240181-000	NFR4018093265	6
										2401101000	NFL4018093265	
40	2-20 ER32	50	5000	1:1	121	80	85	34	85	240188-000	NFR4018093285	7
										2401108000	NFL4018093285	
40	2-20 ER32	50	5000	1:1	136	80	85	34	100	240189-000	NFR40180932100	7.6
										2401109000	NFL40180932100	
40	2-20 ER32	50	5000	1:1	158	80	95.5	37	120	240194-000	NFR40180932120	9
										2401117000	NFL40180932120	
50	3-26 ER40	63	5000	1:1	115	88	110	43	75	250181-000	NFR5018094075	9.8
										2501101000	NFL5018094075	
60	10-34 ER50	78	5000	1:1	156	104	139	56.5	106	260141-000	NFR60180950106	18.1

RADIAL TAPPING HEAD 徑向彈性攻牙刀座 (90°)

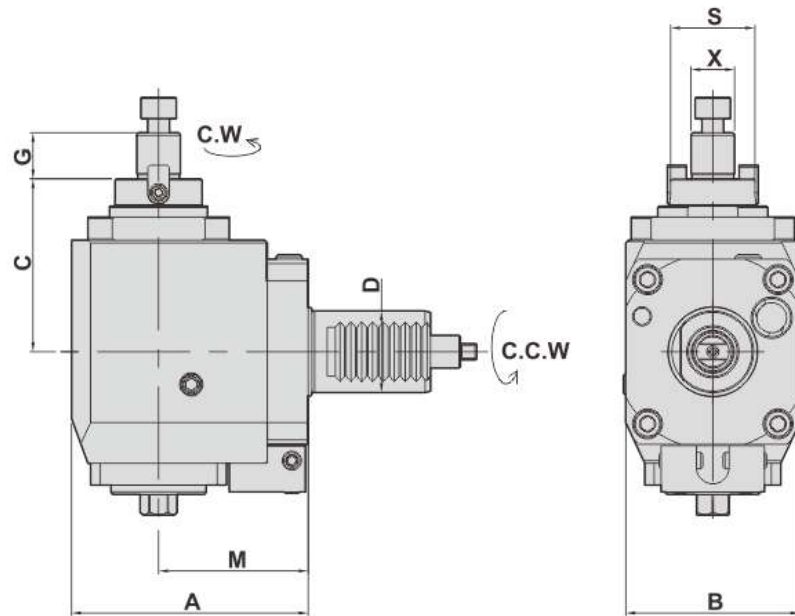
DIMENSIONS

D DIN 69880	X Capacity	S	Maximum R.P.M	i	A	B	C	G	M	Code No.	Order No.	(Kg) Weight
40	1-13 ER20	35	3000	1:1	101	80	105	25	65	240190-000	NFR4018092065	6.1
										2401105000	NTFL4018092065	
40	1-13 ER20	35	3000	1:1	121	80	105	55.5	85	240191-000	NFR4018092085	7.1
										2401111000	NTFL4018092085	
50	1-16 ER25	42	3000	1:1	115	88	105	42	75	250188-000	NFR5018092575	9.9
										2501105000	NTFL5018092575	

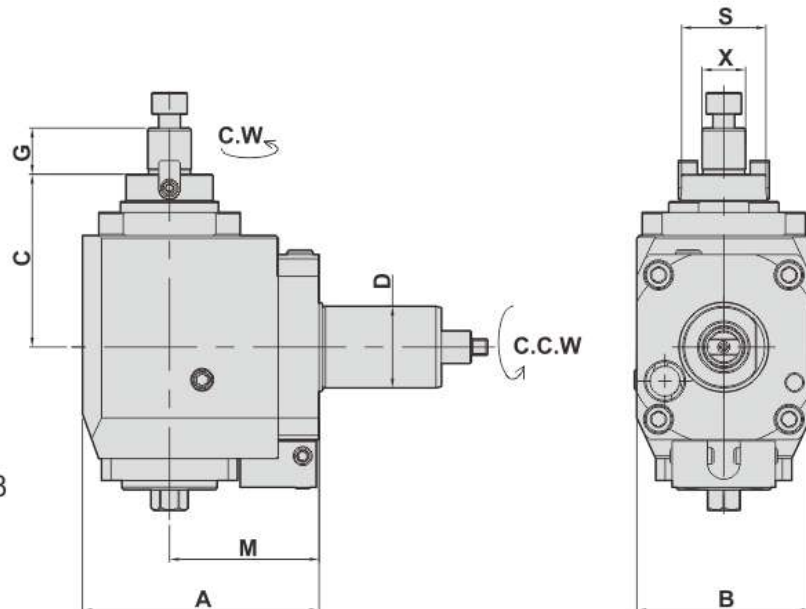
RADIAL SHELL END MILLING CUTTER

徑向銑削刀座 (90°)

MODE : FL
LEFT-HAND



MODE : FR
RIGHT-HAND



- To be used for collet DIN 6358
- External coolant

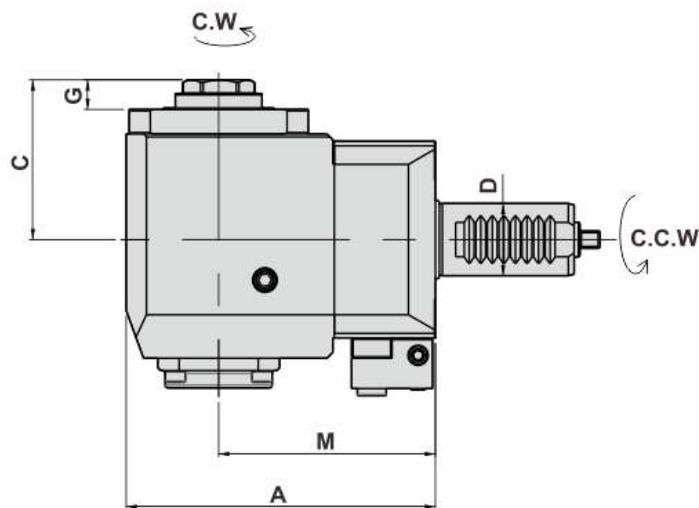
DIMENSIONS

D DIN 69880	X DIN 6358	S	Maximum R.P.M	i	A	B	C	G	M	Code No.	Order No.	(Kg) Weight
30	16	32	5000	1:1	87	64	63.5	17	55	230144-000 230164-000	FR30180916C55 FL30180916C55	3.8

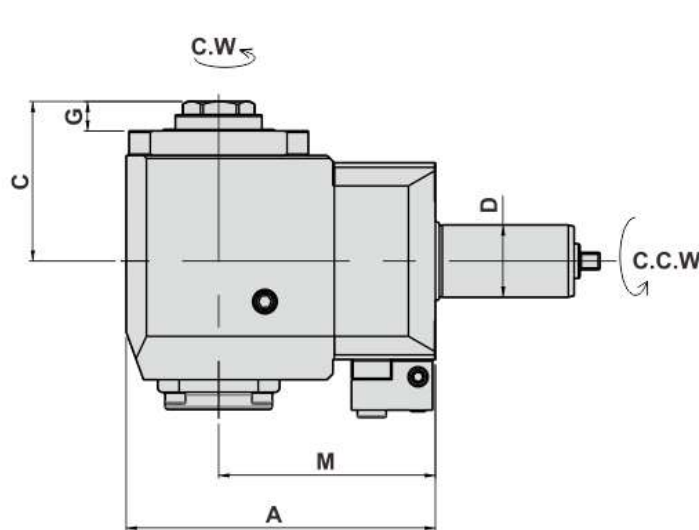
RADIAL DRILLING AND MILLING HEAD

徑向鑽銑刀座 (90°)

MODE : FL
LEFT-HAND



MODE : FR
RIGHT-HAND

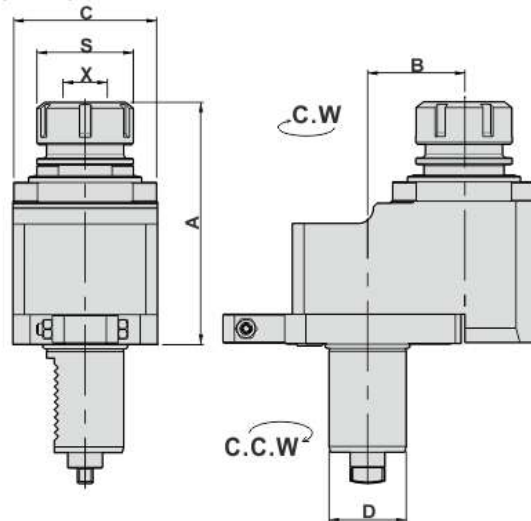


- To be used for collet DIN 6499
- External coolant supply
- Collet is not included

DIMENSIONS

D DIN 69880	X Capacity	S	Maximum R.P.M	i	A	B	C	G	M	Code No.	Order No.	(Kg) Weight
25	1-13 ER20	30	5000	1:1	107	64	55	10	75	225141-000	FR25180920A75	3.9
										225161-000	FL25180920A75	
25	1-16 ER25	32	5000	1:1	107	64	56	11	75	225142-000	FR25180925A75	3.9
										225162-000	FL25180925A75	

AXIAL DRILLING AND MILLING HEAD OFFSET-軸向偏心鑽銑刀座 (0°)



- To be used for collet DIN 6499
- External coolant supply
- Collet is not included

DIMENSIONS

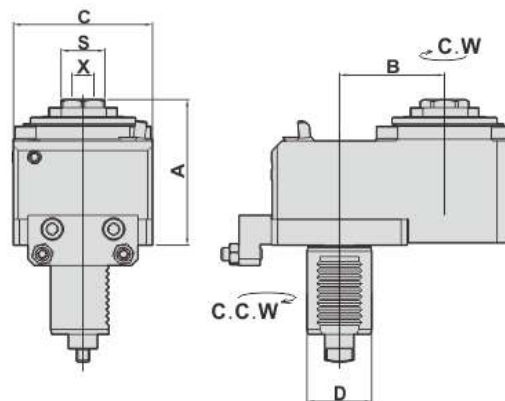
D DIN 69880	X Capacity	S	Maximum R.P.M	i	A	B	C	Code No.	Order No.	(Kg) Weight
20	1-10 ER16	30	4000	1:1	93.5	29	50	120108-000	DA2018091629	1.8
30	1-16 ER25	42	4000	1:1	100	29	62	130108-000	DA3018092529	2.8
*30	1-16 ER25	42	8000	1:2	100	29	62	130111-000	*DA3018092529/1	2.8
40	2-20 ER32	50	4000	1:1	125.5	50	75	140108-000	DA4018093250	6
40	2-20 ER32	50	4000	1:1	122	65	86	140109-000	DA4018093265	8.2
50	3-26 ER40	63	3000	1:1	124	65	86	150108-000	DA5018094065	8.6
60	10-34 ER50	78	3000	1:1	178	65	104	160108-000	DA6018095065	17.3
60	10-34 ER50	78	3000	1:1	190	80	104	160109-000	DA6018095080	19.3

* 2倍增速

AXIAL DRILLING AND MILLING HEAD OFFSET-軸向偏心 鑽銑刀座 (0°)

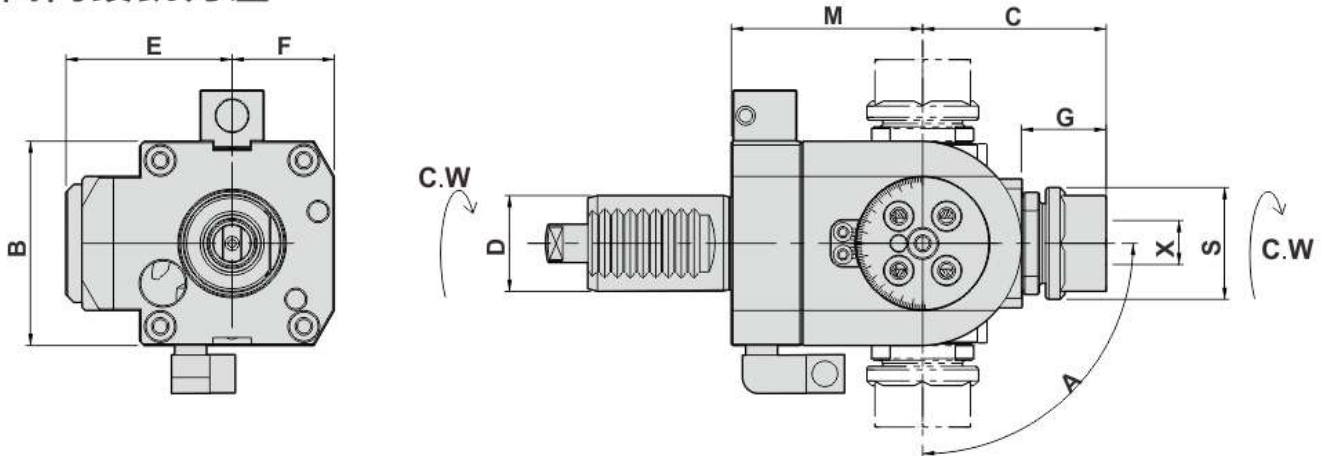
- To be used for collet DIN 6499
- External coolant supply
- Collet is not included

DIMENSIONS



D DIN 69880	X Capacity	S	Maximum R.P.M	i	A	B	C	Code No.	Order No.	(Kg) Weight
40	1-16 ER25	30	4000	1:1	90	65	86	140110-000	DA40180925A65-L	7.1

ANGULAR HEAD 萬向鑽銑刀座



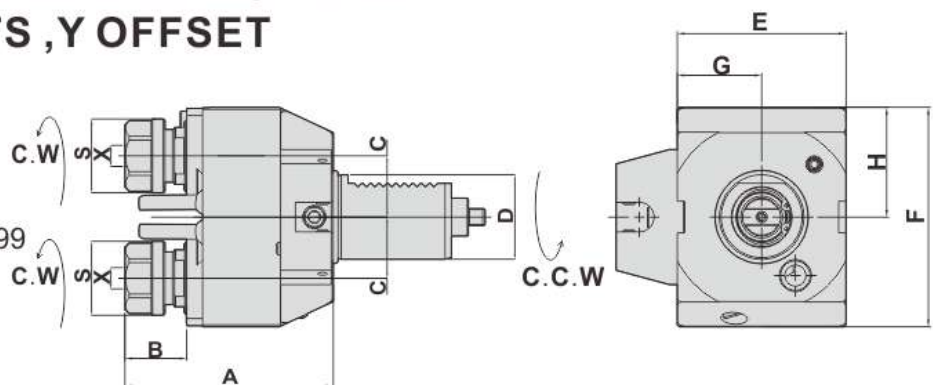
- To be used for collet DIN 6499
- External coolant supply
- Collet is not included

DIMENSIONS

D DIN 69880	X Capacity	Maximum R.P.M	S	A	B	C	E	F	G	M	Code No.	Order No.	(Kg) Weight
30	1-13 ER20	4000	35	±90°	64	59	54	32	27	62	130115-000	DA30180920B	3
30	1-13 ER20	4000	35	±90°	64	59	54	32	27	80	130121-000	DA30180920B/L	3.6
40	1-16 ER25	4000	42	±90°	76	65	65	38	29	70	140115-000	DA40180925B	5.1
50	1-16 ER25	4000	42	±90°	90	80	85	45	32	85	150115-000	DA50180925B	9.2
60	3-26 ER40	4000	63	±90°	108	99	92.5	55	38	97	160115-000	DA60180940B	15.2

AXIAL DRILLING AND MILLING HEAD DOUBLE COLLETS, Y OFFSET

軸向鑽銑刀座--
雙頭Y軸偏心 (0°)

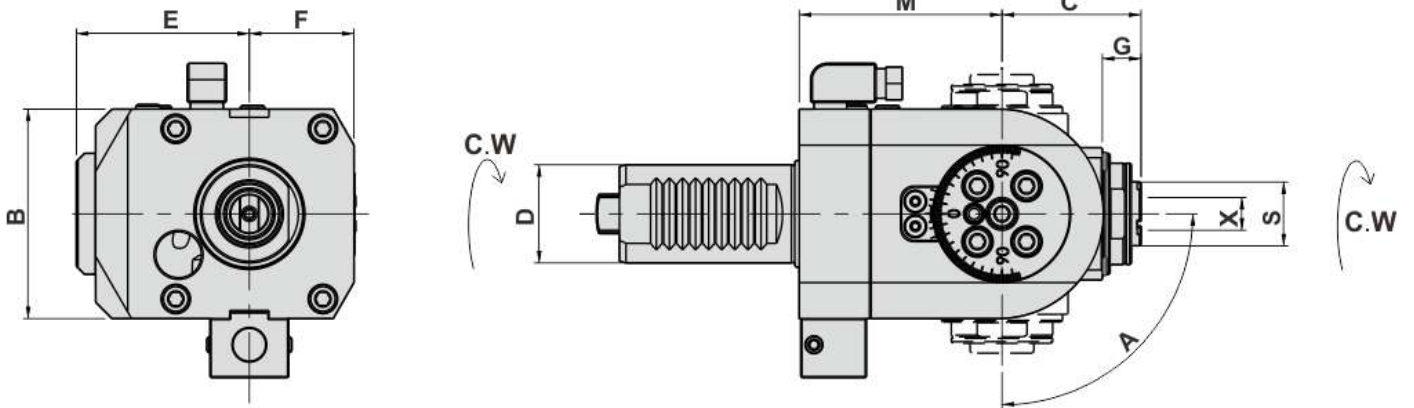


- To be used for collet DIN 6499
- External coolant supply
- Collet is not included

DIMENSIONS

D DIN 69880	X Capacity	Maximum R.P.M	S	A	B	C	E	F	G	H	Code No.	Order No.	(Kg) Weight
40	1-13 ER20	4000	35	98.5	29	29	80	104	40	52	140117-000	DA40180920DY	4.7

ANGULAR HEAD 萬向鑽銑刀座



- To be used for collet DIN 6499
- External coolant supply
- Collet is not included

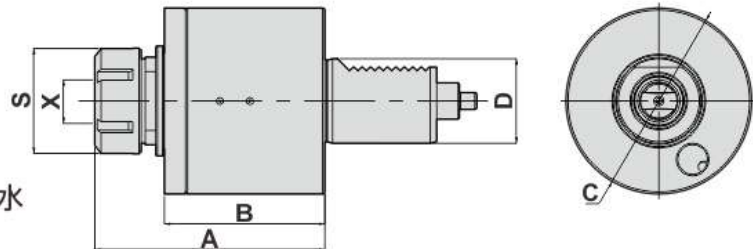
DIMENSIONS

D DIN 69880	X Capacity	Maximum R.P.M	S	A	B	C	E	F	G	M	Code No.	Order No.	(Kg) Weight
30	1-10 ER16	4000	35	±90°	64	43	54	32	12	62	130127-000	DA30180916BAC	3

AXIAL MILLING AND DRILLING HEAD

軸向鑽銑刀座 (0°)

- To be used for collet DIN 6499
- Internal coolant supply: 15bar 中心出水
- Collet is not included



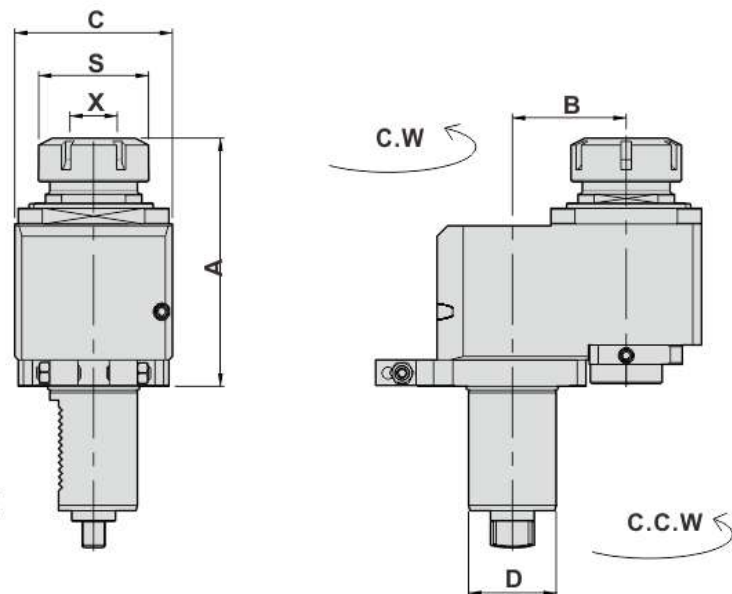
DIMENSIONS

D DIN 69880	X Capacity	S	Maximum R.P.M	A	B	C	Code No.	Order No.	(Kg) Weight
30	1-16 ER25	42	6000	106	73.5	68	130107-000	CWDA301809ER25	2.3
40	2-20 ER32	50	6000	129	84	86	140107-000	CWDA401809ER32	3.6
50	3-26 ER40	63	6000	134	94.5	96	150107-000	CWDA501809ER40	6.4
60	10-34 ER50	78	6000	143	90	116	160107-000	CWDA601809ER50	9.1

AXIAL DRILLING AND MILLING HEAD OFFSET

軸向偏心鑽銑刀座 (0°)

- To be used for collet DIN 6499
- Internal coolant supply: 30bar 中心出水
- Collet is not included

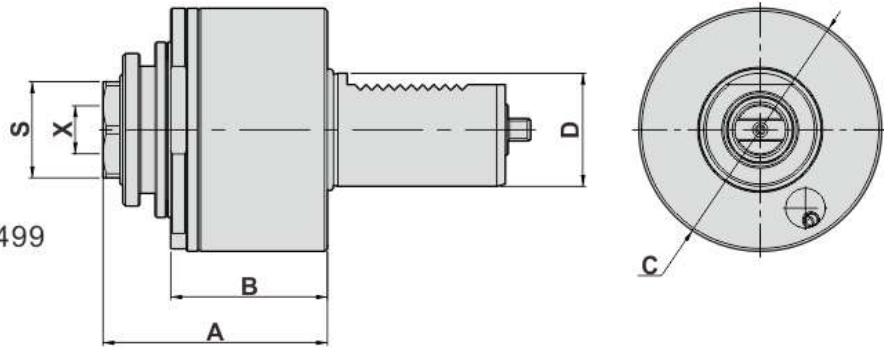


DIMENSIONS

D DIN 69880	X Capacity	S	Maximum R.P.M	i	A	B	C	Code No.	Order No.	(Kg) Weight
50	3-26 ER40	63	3000	1:1	140.5	65	90	150113-000	CWDA5018094065	10.5

AXIAL DRILLING AND MILLING HEAD

軸向鑽銑刀座 (0°)



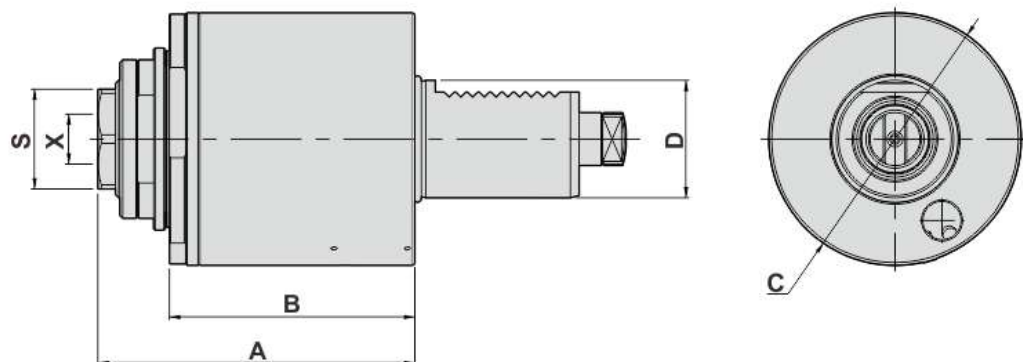
- To be used for collet DIN 6499
- External coolant supply
- Collet is not included

DIMENSIONS

D DIN 69880	X Capacity	S	Maximum R.P.M	i	A	B	C	Code No.	Order No.	(Kg) Weight
25	1-13 ER20	26	6000	1:1	63.5	54	64	125101-000	DA251809ER20A	1.6
25	1-16 ER25	30	6000	1:1	67.5	54	64	125102-000	DA251809ER25A	1.6
30	1-16 ER25	30	6000	1:1	70.7	55.3	68	130103-000	DAC301809ER25A	1.8
40	2-20 ER32	38	6000	1:1	79.5	55.5	86	140103-000	DAC401809ER32A	3

AXIAL DRILLING AND MILLING HEAD

軸向鑽銑刀座 (0°)



- To be used for collet DIN 6499
- Internal coolant supply: 15bar 中心出水
- Collet is not included

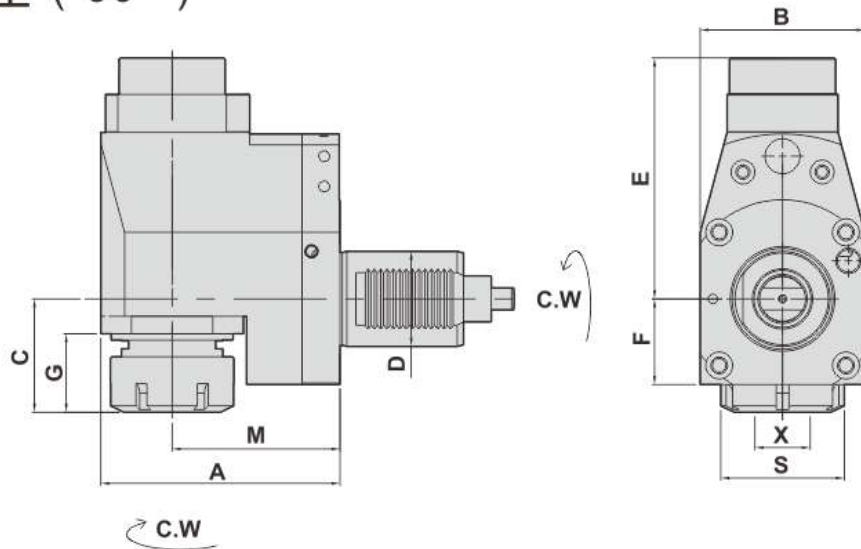
DIMENSIONS

D DIN 69880	X Capacity	S	Maximum R.P.M	i	A	B	C	Code No.	Order No.	(Kg) Weight
40	2-20 ER32	38	6000	1:1	108	83.5	86	140120-000	CWDA401809ER32A	4.1

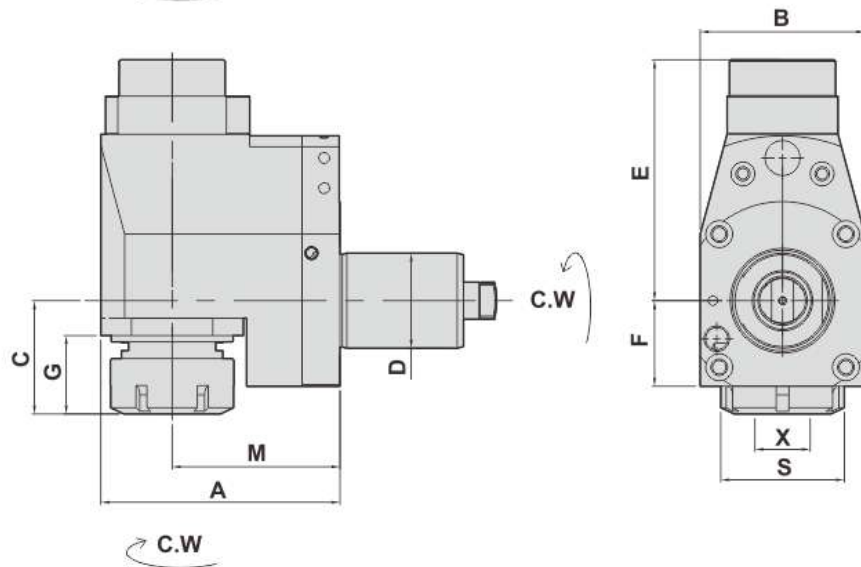
RADIAL MILLING AND DRILLING HEAD-OFFSET

徑向鑽銑刀座-後縮型 (90°)

MODE : BR
RIGHT-HAND



MODE : BL
LEFT-HAND



- To be used for collet DIN 6499
- Internal coolant supply: 50bar 中心出水
- Collet is not included

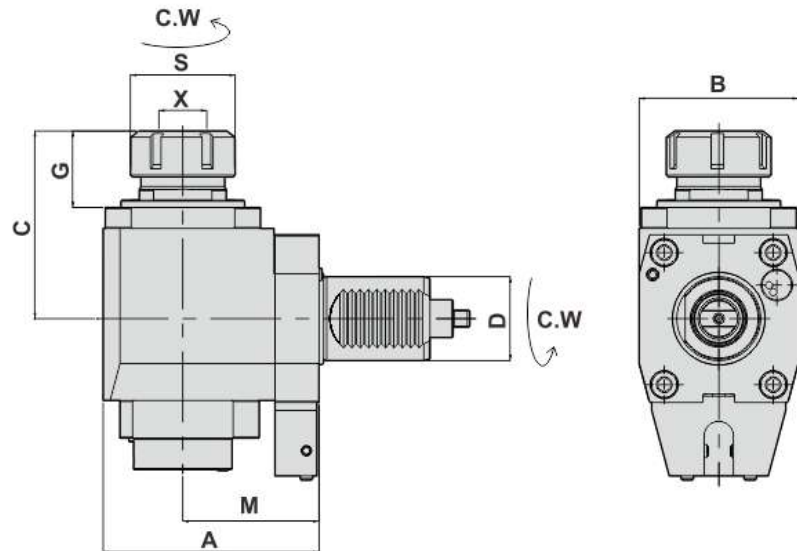
DIMENSIONS

D DIN 69880	X Capacity	S	Maximum R.P.M	A	B	C	E	F	G	M	Code No.	Order No.	(Kg) Weight
30	1-16 ER25	42	4000	96	62	44	98	32	30	69	230106-000	CWBR3018092569	4.1
40	2-20 ER32	50	4000	128	80	48	130	42	36.5	90	240106-000	CWBR4018093290	9.7
											240126-000	CWBL4018093290	
50	3-26 ER40	63	4000	129	86	48.5	133	42	38.5	90	250106-000	CWBR5018094090	10.5
											250126-000	CWBL5018094090	
60	3-26 ER40	63	4000	154	104	69	152	54	46.5	106	260108-000	CWBR60180940106	17.4
											260129-000	CWBL60180940106	
60	10-34 ER50	78	4000	154	104	71.5	152	54	49	106	260106-000	CWBR60180950106	17.3
											260126-000	CWBL60180950106	

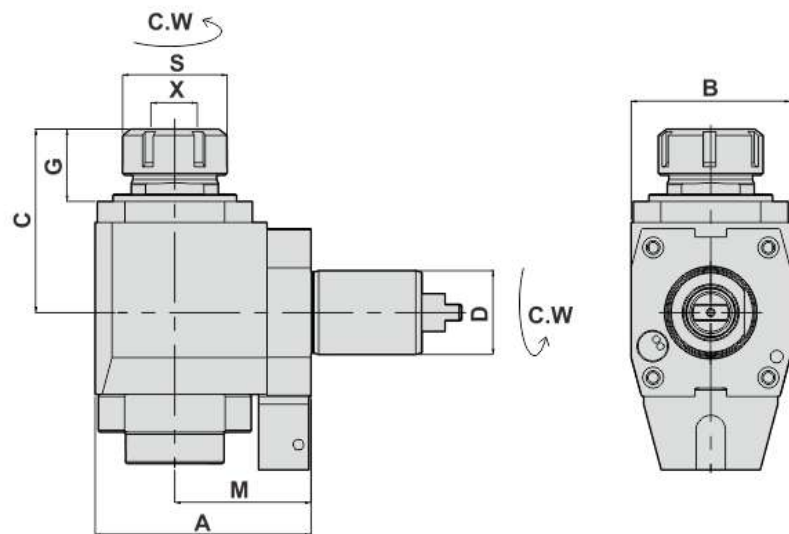
RADIAL MILLING AND DRILLING HEAD

徑向鑽銑刀座 (90°)

MODE : FL
LEFT-HAND



MODE : FR
RIGHT-HAND



- To be used for collet DIN 6499
- Internal coolant supply:50bar
中心出水
- Collet is not included

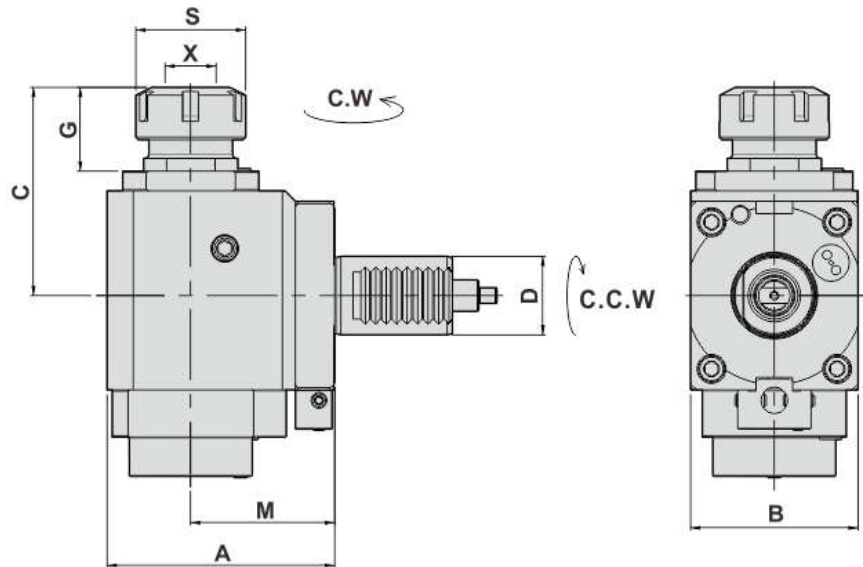
DIMENSIONS

D DIN 69880	X Capacity	S	Maximum R.P.M	i	A	B	C	G	M	Code No.	Order No.	(Kg) Weight
30	1-16 ER25	42	4000	1:1	87	64	80	32	55	230186-000	CWNFR3018092555	3.9
										2301101000	CWNFL3018092555	
40	2-20 ER32	50	4000	1:1	103	76	90	34	65	240186-000	CWNFR4018093265	6.5
										2401106000	CWNFL4018093265	
40	2-20 ER32	50	4000	1:1	123	76	90	34	85	240197-000	CWNFR4018093285	7.2
										2401119000	CWNFL4018093285	
40	2-20 ER32	50	4000	1:1	138	76	90	34	100	240198-000	CWNFR40180932100	8
										2401120000	CWNFL40180932100	
50	3-26 ER40	63	4000	1:1	123	88	117.5	51	75	250186-000	CWNFR5018094075	12.3
										2501106000	CWNFL5018094075	

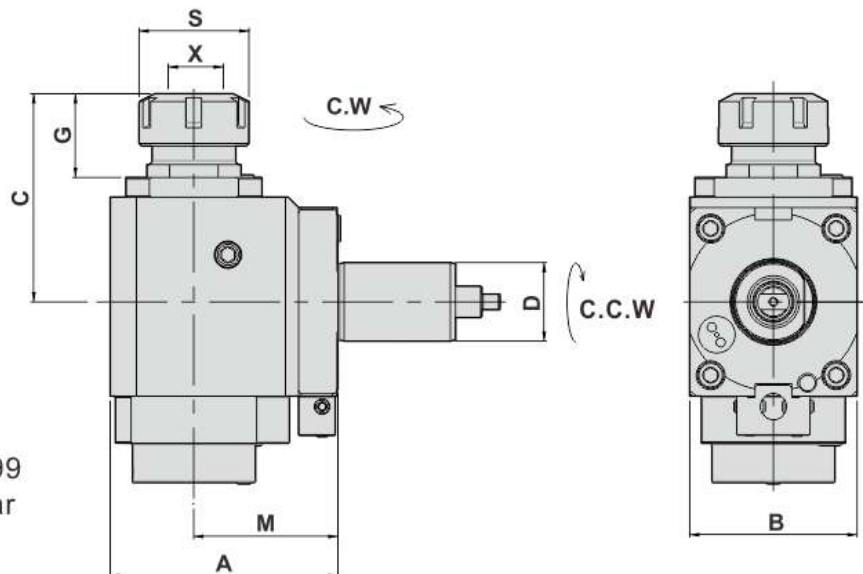
RADIAL MILLING AND DRILLING HEAD

徑向鑽銑刀座 (90°)

MODE : FL
LEFT-HAND



MODE : FR
RIGHT-HAND



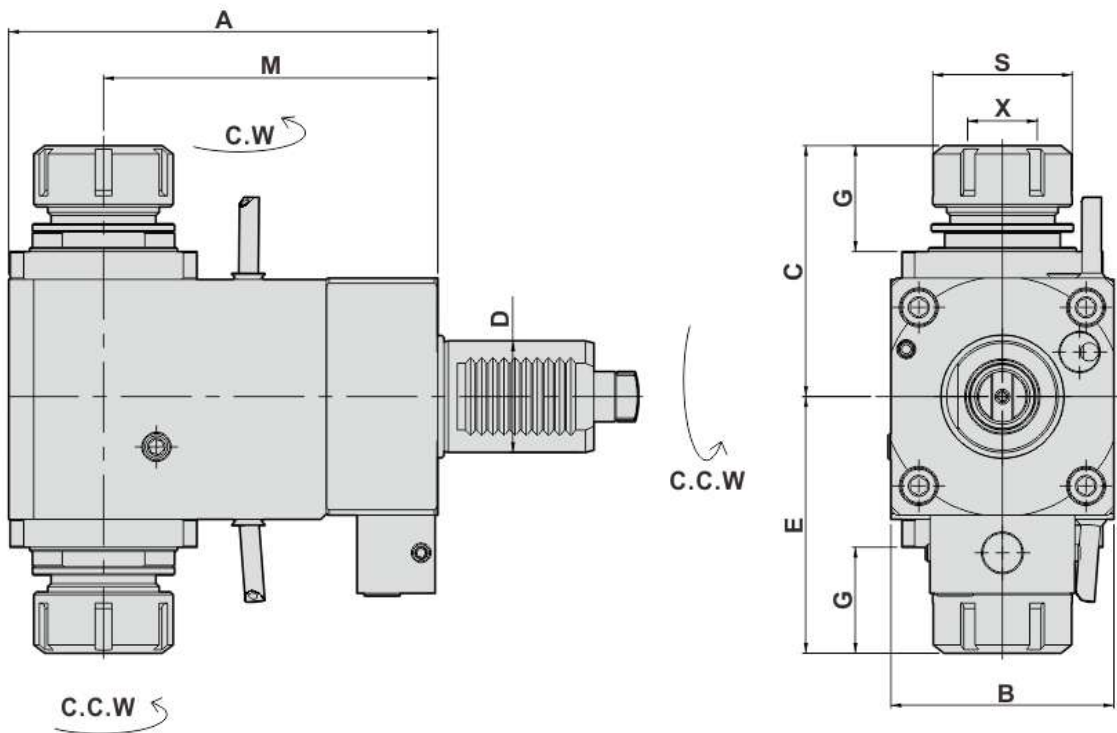
- To be used for collet DIN 6499
- Internal coolant supply: 50bar
中心出水
- Collet is not included

DIMENSIONS

D DIN 69880	X Capacity	S	Maximum R.P.M	A	B	C	G	M	Code No.	Order No.	(Kg) Weight
30	1-16 ER25	42	4000	87	64	80	30	55	230146-000	CWFR3018092555	3.6
									230166-000	CWFL3018092555	
40	2-20 ER32	50	4000	103	76	90	34	65	240146-000	CWFR4018093265	6.1
									240166-000	CWFL4018093265	
40	2-20 ER32	50	4000	123	76	90	34	85	240154-000	CWFR4018093285	6.8
									240174-000	CWFL4018093285	
40	2-20 ER32	50	4000	138	76	90	37	100	240158-000	CWFR40180932100	7.7
									240178-000	CWFL40180932100	

RADIAL DRILLING AND MILLING HEAD DOUBLE HEAD

徑向雙頭鑽銑刀座 (90°)



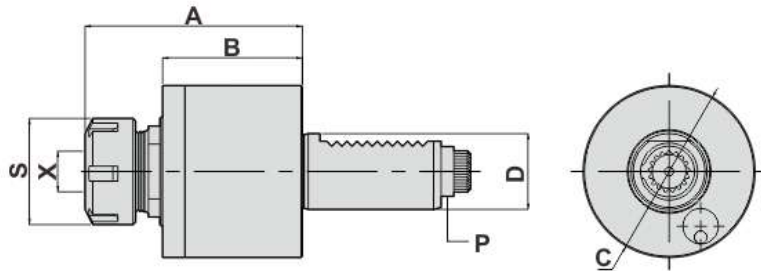
- To be used for collet DIN 6499
- External coolant supply
- Collet is not included

DIMENSIONS

D DIN 69880	X Capacity	S	Maximum R.P.M	i	A	B	C	E	G	M	Code No.	Order No.	(Kg) Weight
30	1-16 ER25	42	4000	1:1	113	64	83	83	30	85	230175-000	FL3018092585D	4.8
30	1-16 ER25	42	4000	1:1	127	64	72	72	30	100	230176-000	FL30180925100D	5.3
40	2-20 ER32	50	4000	1:1	119	80	90	92	38	85	240175-000	FL4018093285D	7.5
40	2-20 ER32	50	4000	1:1	134	80	90	92	38	100	240176-000	FL40180932100D	8.3
40	2-20 ER32	50	4000	1:1	154	80	90	92	38	120	24016A-000	FL40180932120D	9

AXIAL DRILLING AND MILLING HEAD

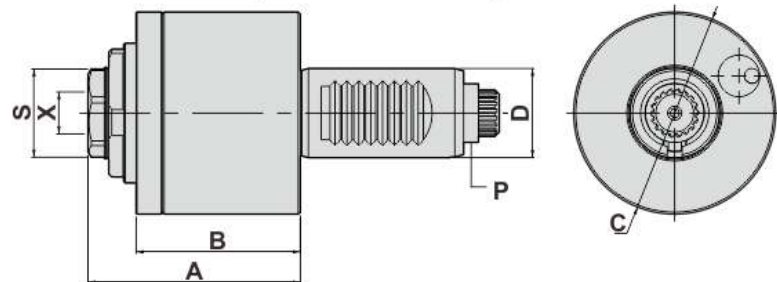
軸向鑽銑刀座 (0°)



▲ Coupling to DIN 5480

Power transmission according to DIN 5480

130203-000 (DAC30548025A)



- To be used for collet DIN 6499
- External coolant supply
- Collet is not included

DIMENSIONS

D DIN 69880	X Capacity	S	Maximum R.P.M	i	A	B	C	P DIN 5480	Code No.	Order No.	(Kg) Weight
20	1-10 ER16	30	6000	1:1	76	48	58	W11x0.8	120201-000	DA20548016	1.1
30	1-16 ER25	30	6000	1:1	70	55	68	W16x0.8	130203-000	DAC30548025A	1.8
30	1-16 ER25	42	6000	1:1	85	57	68	W16x0.8	130202-000	DAC30548025	1.9
30	1-16 ER25	42	6000	1:1	101	71.5	68	W16x0.8	130201-000	DA30548025	2.2
30	2-20 ER32	50	6000	1:1	120.5	71.5	68	W16x0.8	130218-000	DA30548032	2.5
40	1-10 ER16	30	6000	1:1	83.1	56	86	W20x0.8	140226-000	DAC40548016	3
40	1-16 ER25	42	6000	1:1	88.5	56	86	W20x0.8	140227-000	DAC40548025	3
40	2-20 ER32	50	6000	1:1	92.5	56	86	W20x0.8	140202-000	DAC40548032	3.1
40	2-20 ER32	38	6000	1:1	74	56	86	W20x0.8	140203-000	DAC40548032A	3
40	2-20 ER32	50	6000	1:1	111	75	86	W20x0.8	140201-000	DA40548032	3.8
40	3-26 ER40	63	6000	1:1	125	75	86	W20x0.8	140218-000	DA40548040	4.1
50	3-26 ER40	63	6000	1:1	124	82	96	W24x1.25	150201-000	DA50548040	5.7
60	10-34 ER50	78	6000	1:1	142	88	116	W30x1.25	160201-000	DA60548050	9.3

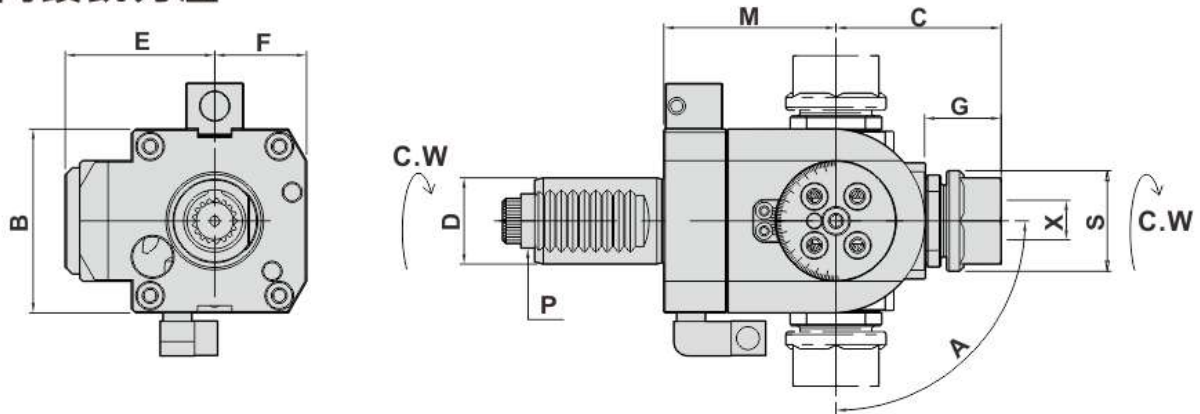
AXIAL TAPPING HEAD

軸向彈性攻牙刀座 (0°)

DIMENSIONS

D DIN 69880	X Capacity	S	Maximum R.P.M	i	A	B	C	P DIN 5480	Code No.	Order No.	(Kg) Weight
30	1-10 ER16	30	3000	1:1	108	71.5	68	W16x0.8	130216-000	TDA30548016	2.3
40	1-13 ER20	35	3000	1:1	95.5	56	86	W20x0.8	140222-000	TDAC40548020	3.1
50	1-16 ER25	42	3000	1:1	123	81.5	96	W24x1.25	150216-000	TDA50548025	5.7
60	2-20 ER32	50	3000	1:1	158.5	88.5	116	W30x1.25	160216-000	TDA60548032	9.3

ANGULAR HEAD 萬向鑽銑刀座



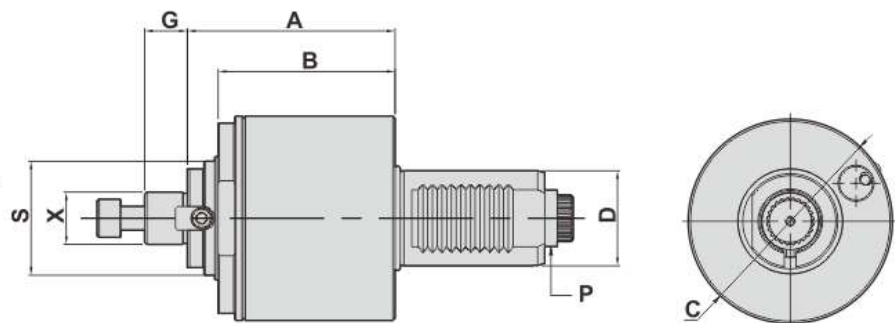
- To be used for collet DIN 6499
- External coolant supply
- Collet is not included

DIMENSIONS

D DIN 69880	X Capacity	Maximum R.P.M	S	A	B	C	E	F	G	M	P DIN 5480	Code No.	Order No.	(Kg) Weight
30	1-13 ER20	4000	35	±90°	64	59	54	32	27	62	W16x0.8	130215-000	DA30548020B	3.1
40	1-16 ER25	4000	42	±90°	76	65	65	38	29	70	W20x0.8	140215-000	DA40548025B	5.2
50	1-16 ER25	4000	42	±90°	90	80	85	45	32	85	W24x1.25	150215-000	DA50548025B	9.2
60	3-26 ER40	4000	63	±90°	108	96	92.5	55	39	97	W30x1.25	160215-000	DA60548040B	16.2

AXIAL SHELL END MILLING CUTTER 軸向鑽銑刀座 (0°)

- To be used for cutter arbor according to DIN6358
- External coolant



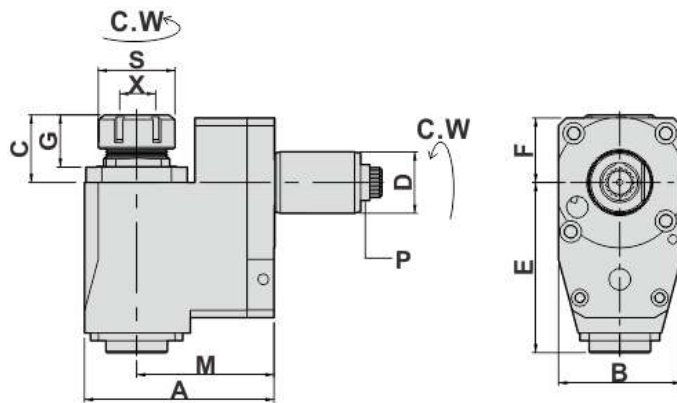
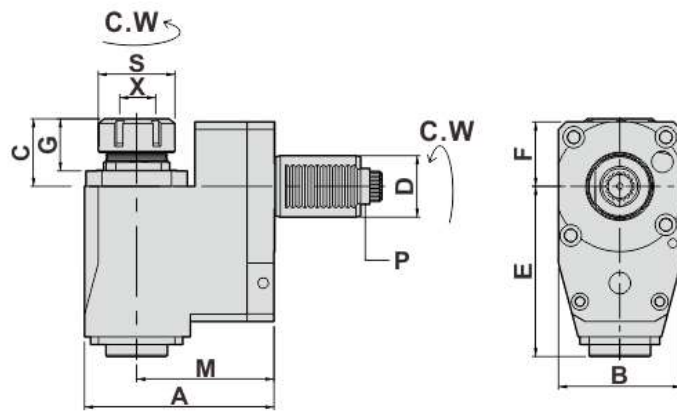
DIMENSIONS

D DIN 69880	X DIN 6358	Maximum R.P.M	S	A	B	C	G	P DIN 5480	Code No.	Order No.	(Kg) Weight
30	16	3000	32	85.5	71.5	68	17	W16x0.8	130206-000	DA30548016C	2.3
40	16	3000	32	69	56	86	17	W20x0.8	140231-000	DAC40548016C	3
40	22	3000	48	69	56	86	18	W20x0.8	140232-000	DAC40548022C	3.2

RADIAL DRILLING AND MILLING HEAD 徑向鑽銑刀座-後縮型 OFFSET (90°)

MODE : BL
LEFT-HAND

MODE : BR
RIGHT-HAND



- To be used for collet DIN 6499
- External coolant supply
- Collet is not included

DIMENSIONS

D DIN 69880	X Capacity	S	Maximum R.P.M	i	A	B	C	E	F	G	M	P DIN 5480	Code No.	Order No.	(Kg) Weight
20	1-10 ER16	30	5000	1:1	88	50	37	70	27	28.5	65	W11x0.8	220201-000	BR2054801665	2.4
													220221-000	BL2054801665	
30	1-16 ER25	42	5000	1:1	98	60	44	75.5	31.5	30	72	W16x0.8	230201-000	BR3054802572	3.6
													230221-000	BL3054802572	
40	2-20 ER32	50	5000	1:1	124	80	45	111	42	35	90	W20x0.8	240201-000	BR4054803290	8.3
													240221-000	BL4054803290	
50	3-26 ER40	63	5000	1:1	129	86	50	112	42	40	90	W24x1.25	250201-000	BR5054804090	10
													250221-000	BL5054804090	
60	10-34 ER50	78	5000	1:1	154	104	77	123	54	54	106	W30x1.25	260202-000	BR60548050106	16.8
													260221-000	BL60548050106	

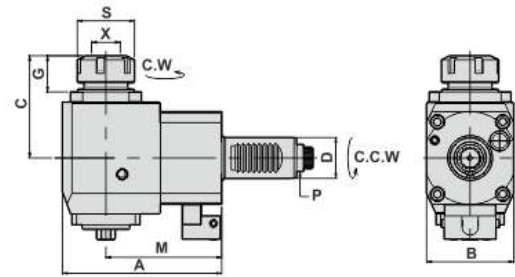
RADIAL TAPPING HEAD 徑向彈性攻牙刀座-後縮型 (90°)

DIMENSIONS

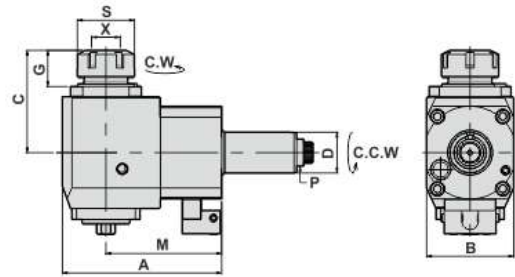
D DIN 69880	X Capacity	S	Maximum R.P.M	i	A	B	C	E	F	G	M	P DIN 5480	Code No.	Order No.	(Kg) Weight
20	1-10 ER16	30	3000	1:1	88	50	72.5	70	27	64.5	65	W11x0.8	220202-000	TBR2054801665	2.5
													220222-000	TBL2054801665	
30	1-10 ER16	30	3000	1:1	98	60	51	75.5	31.5	38.5	72	W16x0.8	230205-000	TBR3054801672	3.6
													230225-000	TBL3054801672	
40	1-13 ER20	35	3000	1:1	124	80	59.5	110	42	49.5	90	W20x0.8	240205-000	TBR4054802090	8.5
													240225-000	TBL4054802090	

RADIAL DRILLING AND MILLING HEAD 徑向鑽銑刀座 (90°)

MODE : FL
LEFT-HAND



MODE : FR
RIGHT-HAND



- To be used for collet DIN 6499
- External coolant supply
- Collet is not included

DIMENSIONS

D DIN 69880	X Capacity	S	Maximum R.P.M	i	A	B	C	G	M	P DIN 5480	Code No.	Order No.	(Kg) Weight
20	1-10 ER16	30	5000	1:1	72	50	65	26.5	50	W11x0.8	220241-000	FR2054801650	1.8
											220261-000	FL2054801650	
30	1-16 ER25	42	5000	1:1	87	64	75	26	55	W16x0.8	230241-000	FR3054802555	4
											230261-000	FL3054802555	
30	1-16 ER25	42	5000	1:1	117	64	75	26	85	W16x0.8	230248-000	FR3054802585	4.6
											230268-000	FL3054802585	
30	1-16 ER25	42	5000	1:1	132	64	75	26	100	W16x0.8	230249-000	FR30548025100	5.1
											230269-000	FL30548025100	
40	2-20 ER32	50	5000	1:1	99	80	80	29	65	W20x0.8	240241-000	FR4054803265	6
											240261-000	FL4054803265	
40	2-20 ER32	50	5000	1:1	119	80	80	29	85	W20x0.8	240248-000	FR4054803285	7
											240268-000	FL4054803285	
40	2-20 ER32	50	5000	1:1	134	80	80	29	100	W20x0.8	240249-000	FR40548032100	7.6
											240269-000	FL40548032100	
40	2-20 ER32	50	5000	1:1	154	80	80	29	120	W20x0.8	240255-000	FR40548032120	8.3
											240272-000	FL40548032120	

RADIAL TAPPING HEAD 徑向彈性攻牙刀座 (90°)

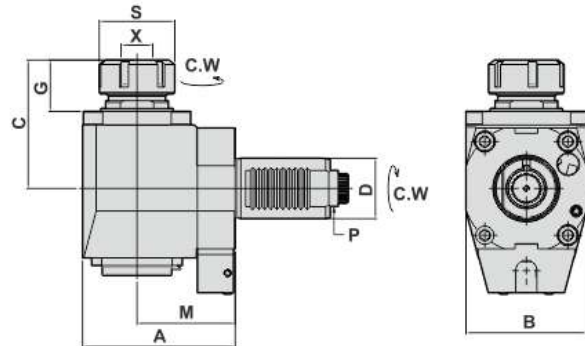
DIMENSIONS

D DIN 69880	X Capacity	S	Maximum R.P.M	i	A	B	C	G	M	P DIN 5480	Code No.	Order No.	(Kg) Weight
30	1-10 ER16	30	3000	1:1	87	64	87	37	55	W16x0.8	230245-000	TFR3054801655	4.1
											230265-000	TFL3054801655	
30	1-10 ER16	30	3000	1:1	117	64	87	37	85	W16x0.8	230250-000	TFR3054801685	4.7
											230270-000	TFL3054801685	
30	1-10 ER16	30	3000	1:1	127	64	87	37	100	W16x0.8	230251-000	TFR30548016100	5.2
											230271-000	TFL30548016100	
40	1-13 ER20	35	3000	1:1	99	80	94	46	65	W20x0.8	240245-000	TFR4054802065	6.1
											240265-000	TFL4054802065	
40	1-13 ER20	35	3000	1:1	119	80	94	46	85	W20x0.8	240250-000	TFR4054802085	7.1
											240270-000	TFL4054802085	
40	1-13 ER20	35	3000	1:1	134	80	94	46	100	W20x0.8	240251-000	TFR40548020100	7.7
											240271-000	TFL40548020100	

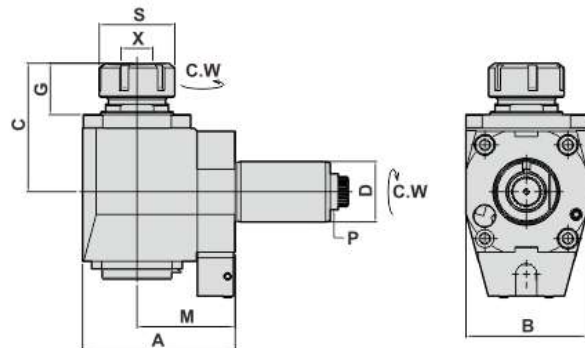
RADIAL DRILLING AND MILLING HEAD

徑向鑽銑刀座 (90°)

MODE : FL
LEFT-HAND



MODE : FR
RIGHT-HAND



- To be used for collet DIN 6499
- External coolant supply
- Collet is not included

DIMENSIONS

D DIN 69880	X Capacity	S	Maximum R.P.M	i	A	B	C	G	M	P DIN 5480	Code No.	Order No.	(Kg) Weight
40	2-20 ER32	50	5000	1:1	101	80	85	34	65	W20x0.8	240281-000	NFR4054803265	6
											2402101000	NFL4054803265	
40	2-20 ER32	50	5000	1:1	121	80	85	34	85	W20x0.8	240288-000	NFR4054803285	7
											2402108000	NFL4054803285	
40	2-20 ER32	50	5000	1:1	136	80	85	34	100	W20x0.8	240289-000	NFR40548032100	7.6
											2402109000	NFL40548032100	
40	2-20 ER32	50	5000	1:1	158	80	95.5	37	120	W20x0.8	240294-000	NFR40548032120	9
											2402104000	NFL40548032120	
50	3-26 ER40	63	5000	1:1	115	88	111	44	75	W24x1.25	250288-000	NFR5054804075	9.8
											2502108000	NFL5054804075	
50	3-26 ER40	63	5000	1:1	140	88	110	43	100	W24x1.25	250289-000	NFR50548040100	11.7
											2502109000	NFL50548040100	
60	10-34 ER50	78	5000	1:1	156	104	139	56.5	106	W30x1.25	260281-000	NFR60548050106	18.1
											2602101000	NFL60548050106	

RADIAL TAPPING HEAD

徑向彈性攻牙刀座 (90°)

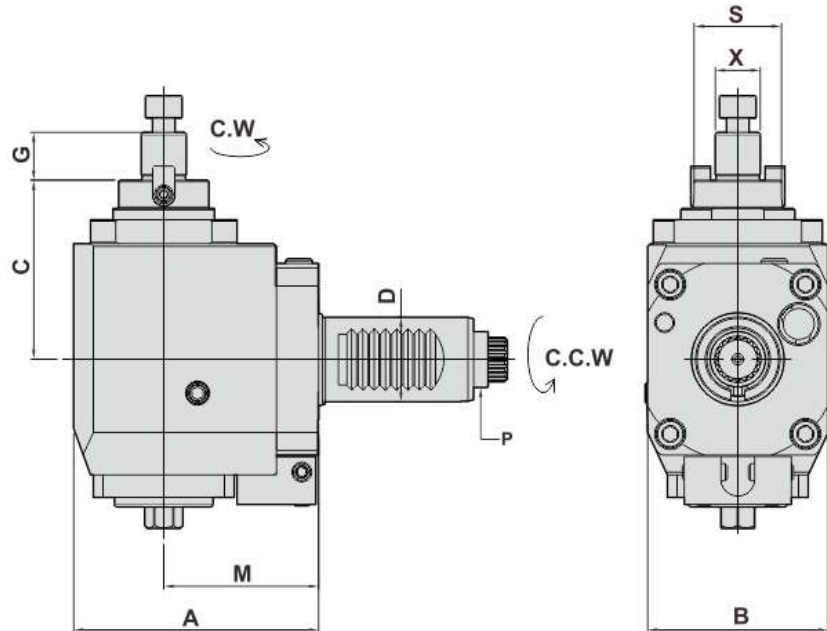
DIMENSIONS

D DIN 69880	X Capacity	S	Maximum R.P.M	i	A	B	C	G	M	P DIN 5480	Code No.	Order No.	(Kg) Weight
40	1-13 ER20	35	3000	1:1	101	80	105	25	65	W20x0.8	240285-000	NTFR4054802065	6.1
											2402105000	NTFL4054802065	
40	1-13 ER20	35	3000	1:1	121	80	105	25	85	W20x0.8	240290-000	NTFR4054802085	7.1
											2402110000	NTFL4054802085	
40	1-13 ER20	35	3000	1:1	136	80	105	25	100	W20x0.8	240291-000	NTFR40548020100	7.7
											2402111000	NTFL40548020100	
50	1-16 ER25	42	3000	1:1	140	100	118	51	100	W24x1.25	250251-000	NTFR50548025100	11.8
											250271-000	NTFL50548025100	

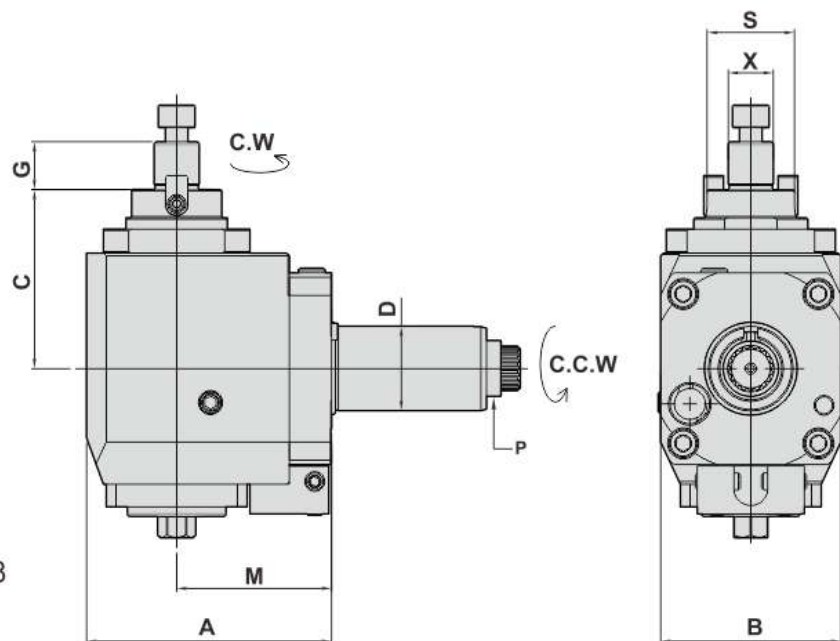
RADIAL SHELL END MILLING CUTTER

徑向銑削刀座 (90°)

MODE : FL
LEFT-HAND



MODE : FR
RIGHT-HAND



- To be used for collet DIN 6358
- External coolant and

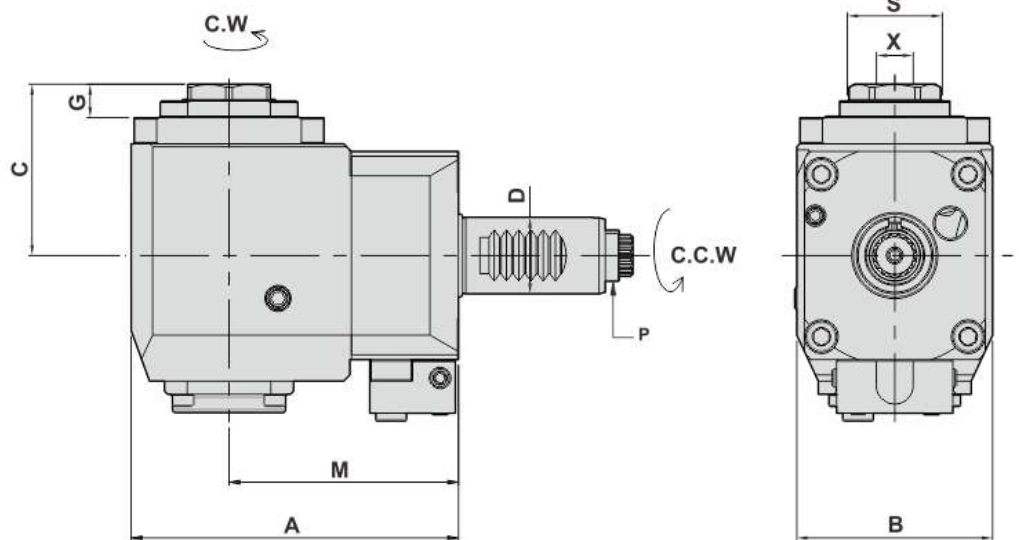
DIMENSIONS

D DIN 69880	X DIN 6358	Maximum R.P.M	S	i	A	B	C	G	M	P DIN 5480	Code No.	Order No.	(Kg) Weight
30	16	5000	32	1:1	87	64	63.5	17	55	W16x0.8	230244-000	FR30548016C55	3.8
											230264-000	FL30548016C55	

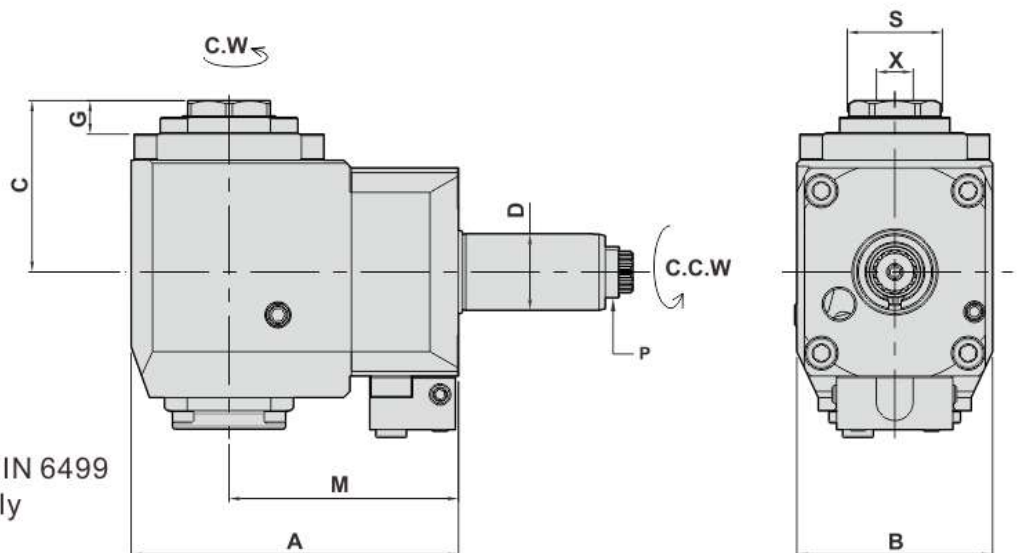
RADIAL DRILLING AND MILLING HEAD

徑向鑽銑刀座 (90°)

MODE : FL
LEFT-HAND



MODE : FR
RIGHT-HAND

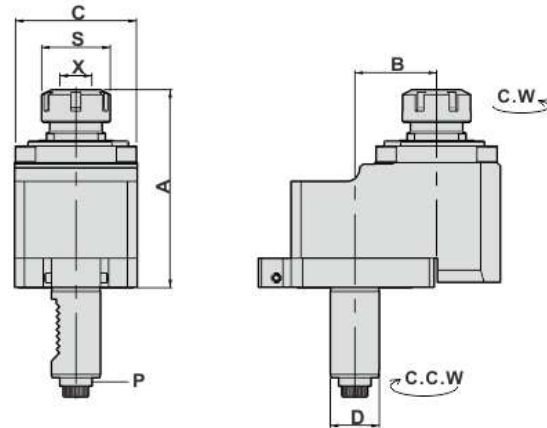


- To be used for collet DIN 6499
- External coolant supply
- Collet is not included

DIMENSIONS

D DIN 69880	X DIN 6358	Maximum R.P.M	S	i	A	B	C	G	M	P DIN 5480	Code No.	Order No.	(Kg) Weight
25	1-16 ER25	5000	32	1:1	107	64	56	11	75	W14x0.8	225243-000	FR25548025A75	3.9
											225261-000	FL25548025A75	

AXIAL DRILLING AND MILLING HEAD OFFSET - 軸向偏心鑽銑刀座 (0°)



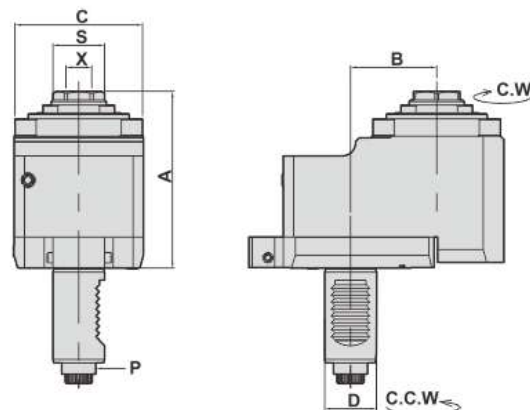
- To be used for collet DIN 6499
- External coolant supply
- Collet is not included

DIMENSIONS

D DIN 69880	X Capacity	S	Maximum R.P.M	i	A	B	C	P DIN 5480	Code No.	Order No.	(Kg) Weight
30	1-16 ER25	42	4000	1:1	100	29	62	W16x0.8	130208-000	DA3054802529	2.8
*30	1-16 ER25	42	8000	1:2	100	29	62	W16x0.8	130211-000	DA3054802529/1	2.8
30	1-16 ER25	42	4000	1:1	108	35	62	W16x0.8	130229-000	DA3054802535	3.2
30	1-16 ER25	42	4000	1:1	121	50	75	W16x0.8	130209-000	DA3054802550	4.8
*30	1-16 ER25	42	8000	1:2	106	50	75	W16x0.8	130212-000	DA3054802550/1	4.8
40	2-20 ER32	50	4000	1:1	125	50	75	W20x0.8	140208-000	DA4054803250	6
50	3-26 ER40	63	4000	1:1	126	65	86	W24x1.25	150208-000	DA5054804065	8.6

*2倍增速

AXIAL DRILLING AND MILLING HEAD OFFSET - 軸向偏心鑽銑刀座 (0°)



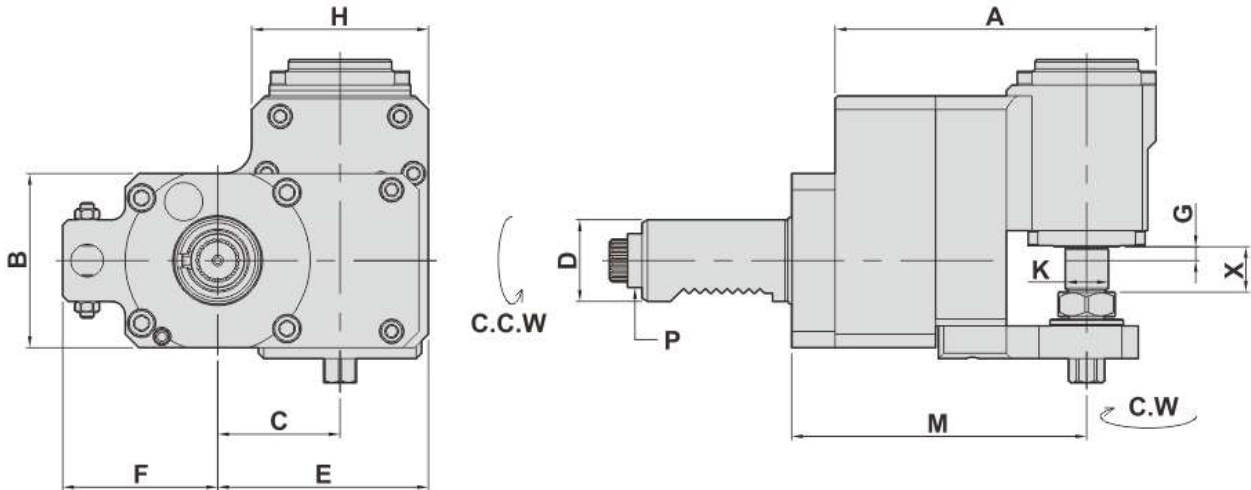
- To be used for collet DIN 6499
- External coolant supply
- Collet is not included

DIMENSIONS

D DIN 69880	X Capacity	S	Maximum R.P.M	i	A	B	C	P DIN 5480	Code No.	Order No.	(Kg) Weight
30	1-16 ER25	30	4000	1:1	102.5	50	75	W16x0.8	130226-000	DA30548025A50-L	5.5
*40	1-16 ER25	30	4000	1:1	105	50	78	W20x0.8	140237-000	DA40548025A50I-L	6.2
40	2-20 ER32	38	4000	1:1	111	50	75	W20x0.8	140238-000	DA40548032A50-L	5.9

*2倍增速

RADIAL DRILLING AND MILLING HEAD DISK CUTTER UNITS 徑向側銑刀座 (90°)



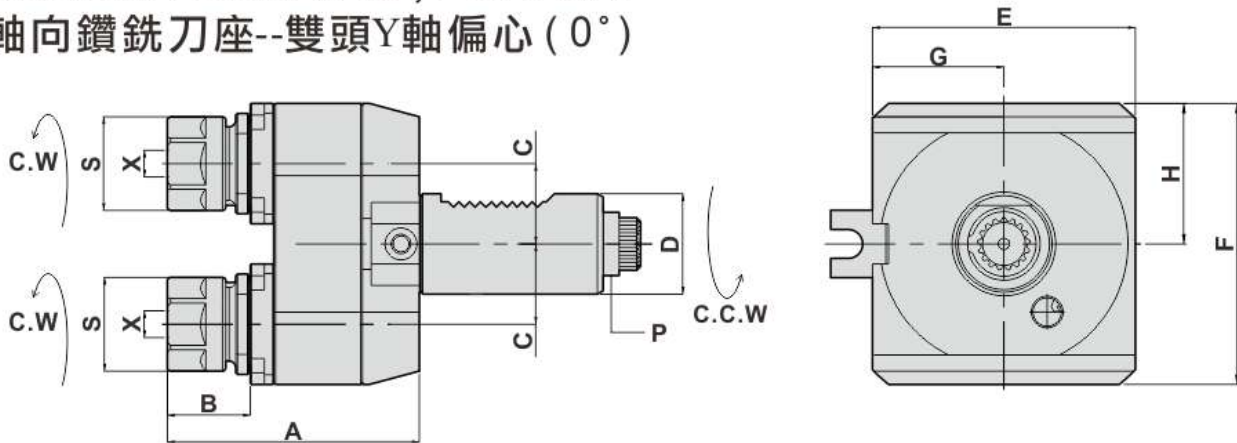
- External coolant supply

DIMENSIONS

D DIN 69880	X Capacity	Maximum R.P.M	i	A	B	C	E	F	G	H	K	M	P DIN 5480	Code No.	Order No.	(Kg) Weight
30	16	3000	3:1	133	64	45	77.5	57	5	65	16	108.5	W16x0.8	230207-000	BR30548016C/3	5.7
														230227-000	BL30548016C/3	
30	16	3000	3:1	133	64	45	77.5	57	5	65	25.4	108.5	W16x0.8	230209-000	BR30548025.4C/3	6
														230229-000	BL30548025.4C/3	
40	16	3000	3:1	136	70	45	77.5	68	5	65	16	110.5	W20x0.8	240207-000	BR40548016C/3	6.4
														240227-000	BL40548016C/3	
40	16	3000	3:1	136	70	45	77.5	68	5	65	22	110.5	W20x0.8	240231-000	BR40548022C/3	6.5
40	16	3000	3:1	136	70	45	77.5	68	5	65	25.4	110.5	W20x0.8	240209-000	BR40548025.4C/3	6.6
														240229-000	BL40548025.4C/3	

* i=3倍減速

AXIAL DRILLING AND MILLING HEAD DOUBLE COLLETS, Y OFFSET 軸向鑽銑刀座--雙頭Y軸偏心 (0°)

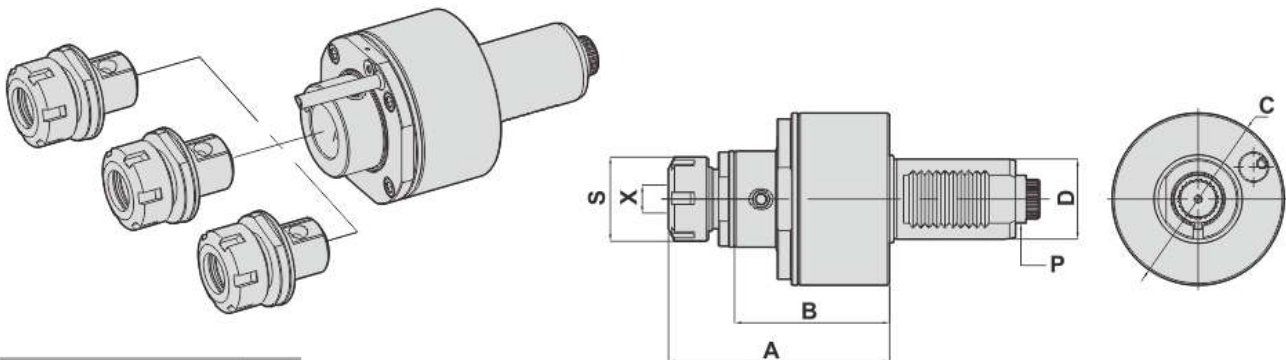


- To be used for collet DIN 6499
- External coolant supply
- Collet is not included

DIMENSIONS

D DIN 69880	X Capacity	Maximum R.P.M	S	A	B	C	E	F	G	H	P DIN 5480	Code No.	Order No.	(Kg) Weight
30	1-10 ER16	4000	30	86	23	24	80	95	40	47.5	W16x0.8	130217-000	DA30548016DY	3.2
40	1-13 ER20	4000	35	99	30	29	80	104	40	52	W20x0.8	140217-000	DA40548020DY	4.5

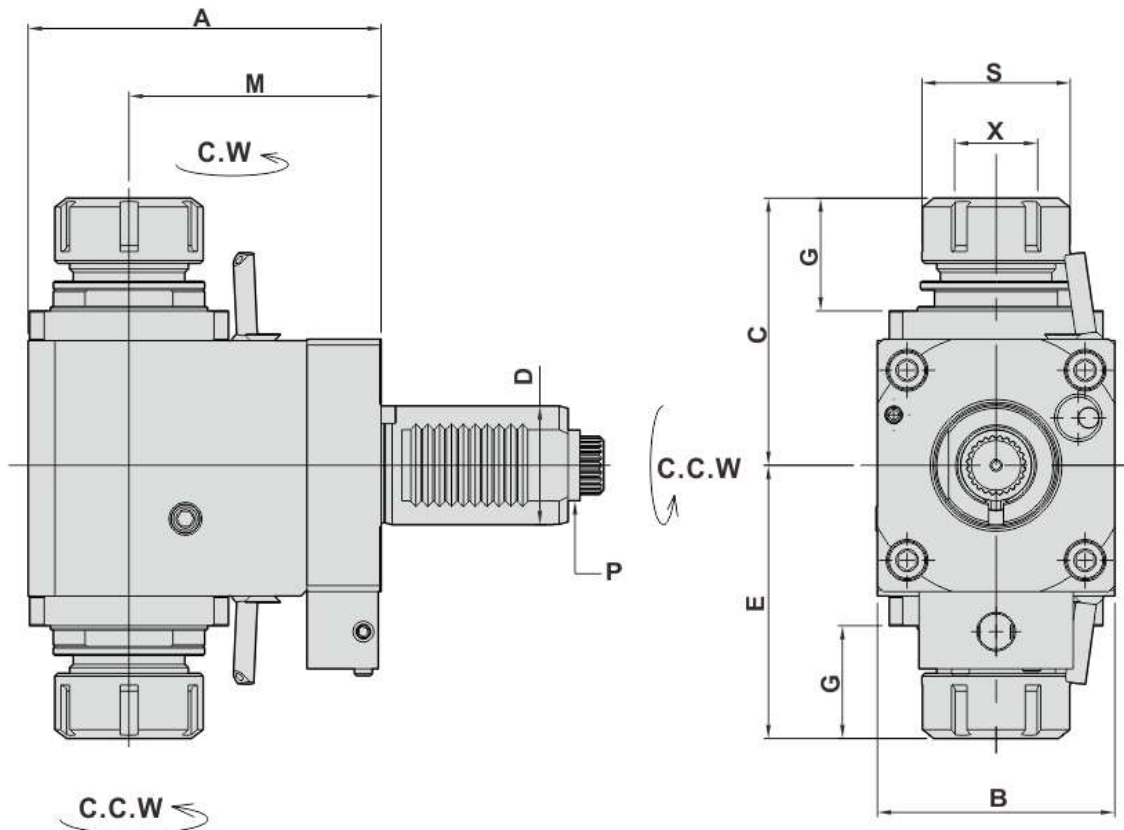
AXIAL MILLING AND DRILLING HEAD Quick-change Clamping System 軸向快換鑽銑刀座 (0°)



DIMENSIONS

D DIN 69880	X Capacity	Maximum R.P.M	S	A	B	C	P DIN 5480	Code No.	Order No.	(Kg) Weight
40	1-16 ER25	6000	40	110.5	77.5	86	W20x0.8	140239-000	DAC40548025-QF	3.3
40	2-20 ER32	6000	50	129.5	77.5	86	W20x0.8	140236-000	DAC40548032-QF	3.6

RADIAL DRILLING AND MILLING HEAD DOUBLE HEAD 徑向雙頭鑽銑刀座 (90°)



- To be used for collet DIN 6499
- External coolant supply
- Collet is not included

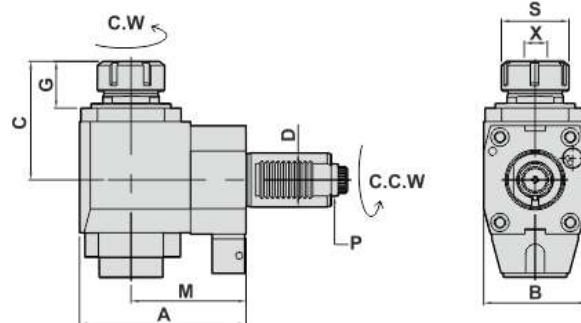
DIMENSIONS

D DIN 69880	X Capacity	S	Maximum R.P.M	i	A	B	C	E	G	M	P DIN 5480	Code No.	Order No.	(Kg) Weight
30	1-16 ER25	42	4000	1:1	112	64	72	72	30	85	W16x0.8	230275-000	FL3054802585D	4.4
30	1-16 ER25	42	4000	1:1	127	64	72	72	30	100	W16x0.8	230276-000	FL30548025100D	4.8
40	2-20 ER32	50	4000	1:1	119	80	90	92	38	85	W20x0.8	240275-000	FL4054803285D	7.5
40	2-20 ER32	50	4000	1:1	134	80	90	92	38	100	W20x0.8	240276-000	FL40548032100D	8.2
40	2-20 ER32	50	4000	1:1	154	80	90	92	38	120	W20x0.8	240278-000	FL40548032120D	9.1

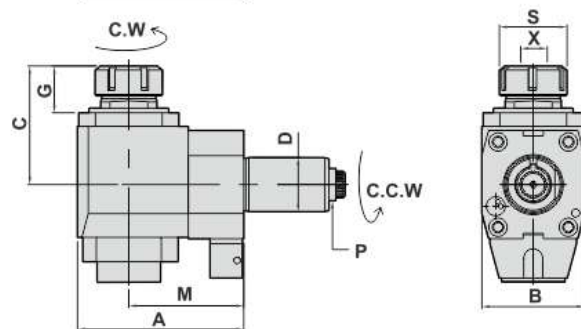
RADIAL DRILLING AND MILLING HEAD

徑向鑽銑刀座 (90°)

MODE:FL
LEFT-HAND



MODE:FR
RIGHT-HAND



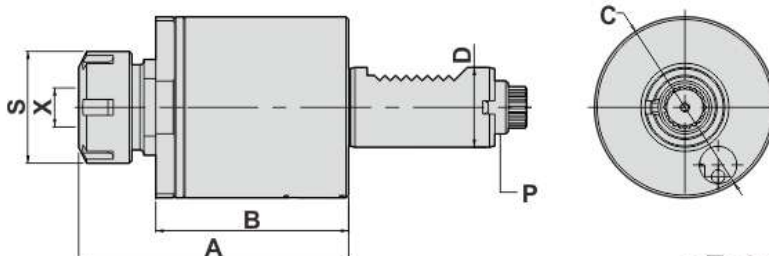
- To be used for collet DIN 6499
- Internal coolant supply:50bar 中心出水
- Collet is not included

DIMENSIONS

D DIN 69880	X Capacity	S	Maximum R.P.M	i	A	B	C	G	M	P DIN 5480	Code No.	Order No.	(Kg) Weight
40	2-20 ER32	50	5000	1:1	103	76	89.5	36.5	65	W20x0.8	240246-000	CWFR4054803265	6.1
											240266-000	CWFL4054803265	
40	2-20 ER32	50	5000	1:1	123	76	89.5	36.5	85	W20x0.8	240254-000	CWFR4054803285	6.8
											240274-000	CWFL4054803285	
40	2-20 ER32	50	5000	1:1	138	76	89.5	36.5	100	W20x0.8	240257-000	CWFR40548032100	7.6
											240277-000	CWFL40548032100	

AXIAL MILLING AND DRILLING HEAD

軸向鑽銑刀座 (0°)



- To be used for collet DIN 6499
- Internal coolant supply:15bar 中心出水
- Collet is not included

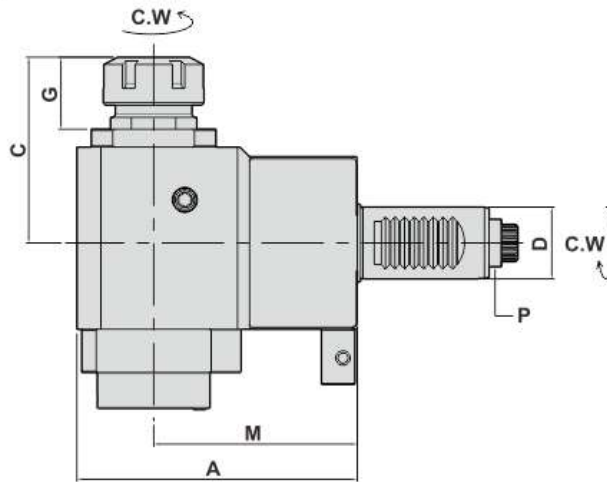
DIMENSIONS

D DIN 69880	X Capacity	S	Maximum R.P.M	i	A	B	C	P DIN 5480	Code No.	Order No.	(Kg) Weight
20	1-10 ER16	30	6000	1:1	88.5	61	58	W11x0.8	120207-000	CWDA20548016	1.3
30	1-16 ER25	42	6000	1:1	102	72	68	W16x0.8	130207-000	CWDA30548025	2.3
40	2-20 ER32	50	6000	1:1	126	84.6	86	W20x0.8	140207-000	CWDA40548032	3.6
50	3-26 ER40	63	6000	1:1	136.5	94.5	96	W24x1.25	150207-000	CWDA50548040	6.4

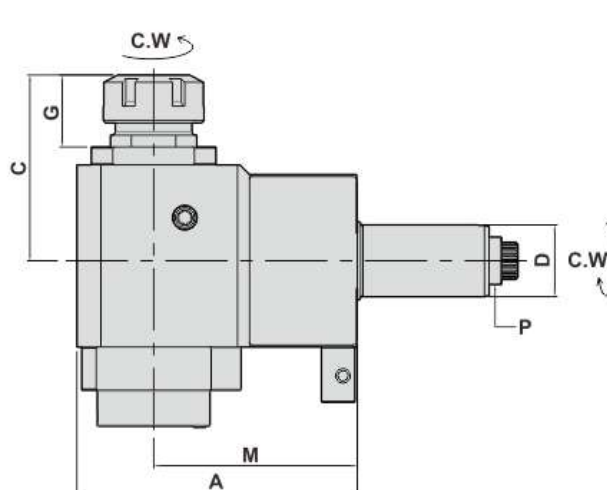
RADIAL MILLING AND DRILLING HEAD

徑向鑽銑刀座 (90°)

MODE : FL
LEFT-HAND



MODE : FR
RIGHT-HAND



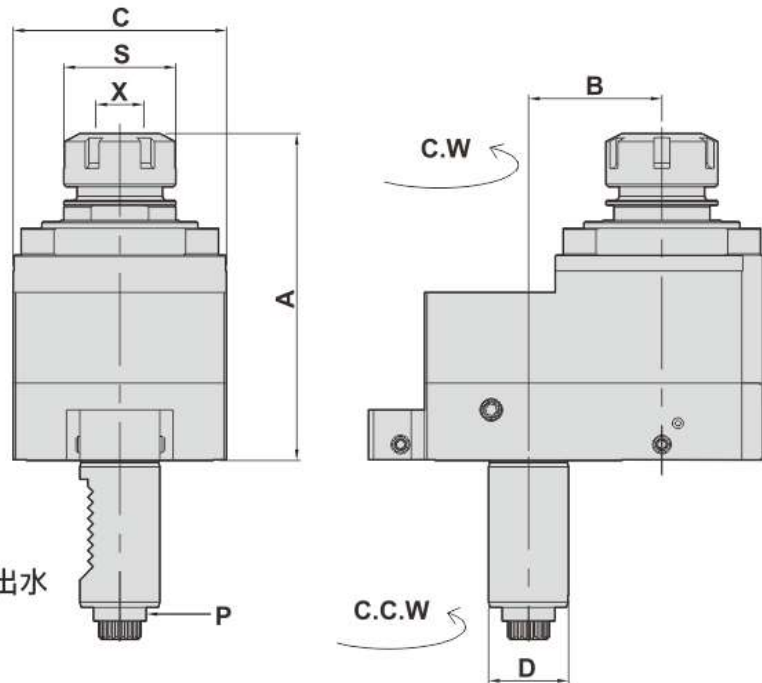
- To be used for collet DIN 6499
- Internal coolant supply: 50bar 中心出水
- Collet is not included

DIMENSIONS

D DIN 69880	X Capacity	S	Maximum R.P.M	i	A	B	C	G	M	P DIN 5480	Code No.	Order No.	(Kg) Weight
30	1-16 ER25	42	4000	1:1	87	64	79	30	55	W16x0.8	230286-000	CWNFR3054802555	3.9
					117	64	79	30	85	W16x0.8	2302112000	CWNFL3054802555	
30	1-16 ER25	42	4000	1:1	132	64	79	30	100	W16x0.8	230294-000	CWNFR3054802585	5
					117	64	79	30	85	W16x0.8	2302113000	CWNFL3054802585	
30	1-16 ER25	42	4000	1:1	103	76	90	32.5	62	W20x0.8	230295-000	CWNFR30548025100	5.6
					103	76	90	32.5	62	W20x0.8	2302114000	CWNFL30548025100	
40	2-20 ER32	50	4000	1:1	123	88	115.5	49	75	W24x1.25	240286-000	CWNFR4054803265	6.5
					123	88	115.5	49	75	W24x1.25	2402106000	CWNFL4054803265	
50	3-26 ER40	63	4000	1:1	123	88	115.5	49	75	W24x1.25	250286-000	CWNFR5054804075	12.3
					123	88	115.5	49	75	W24x1.25	2502106000	CWNFL5054804075	

AXIAL DRILLING AND MILLING HEAD OFFSET

軸向偏心鑽銑刀座 (0°)

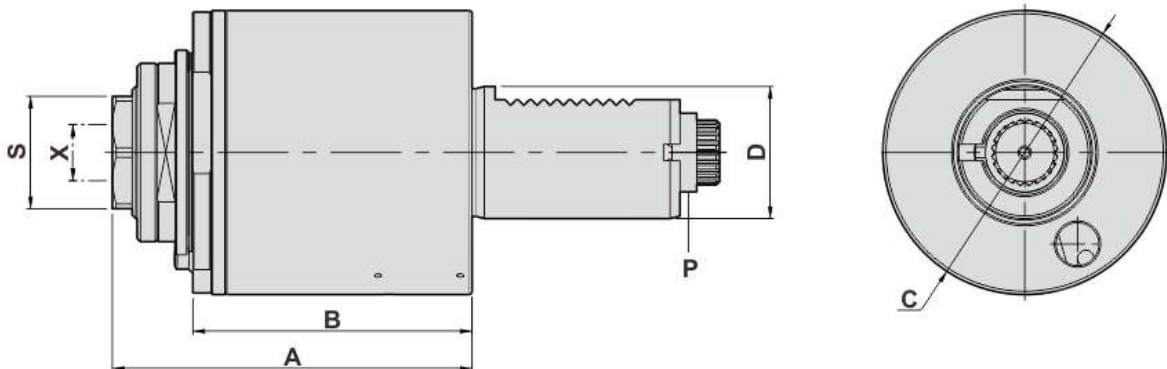


- To be used for collet DIN 6499
- Internal coolant supply :30bar 中心出水
- Collet is not included

DIMENSIONS

D DIN 69880	X Capacity	S	Maximum R.P.M	i	A	B	C	P DIN 5480	Code No.	Order No.	(Kg) Weight
30	1-16 ER25	42	4000	1:1	122.5	50	80	W16x0.8	130214-000	CWDA3054802550	3.6
50	3-26 ER40	63	4000	1:1	140.5	65	90	W24x1.25	150213-000	CWDA5054804065	10.5

AXIAL DRILLING AND MILLING HEAD 軸向鑽銑刀座 (0°)



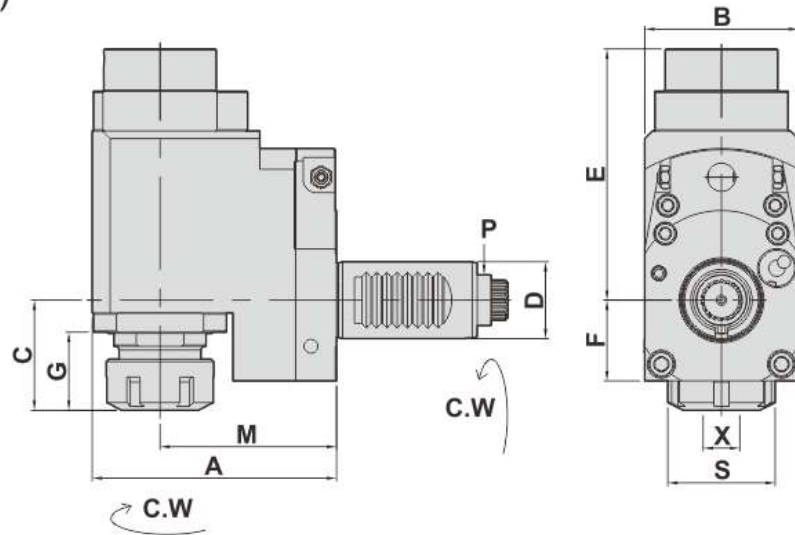
- To be used for collet DIN 6499
- Internal coolant supply:15bar 中心出水
- Collet is not included

DIMENSIONS

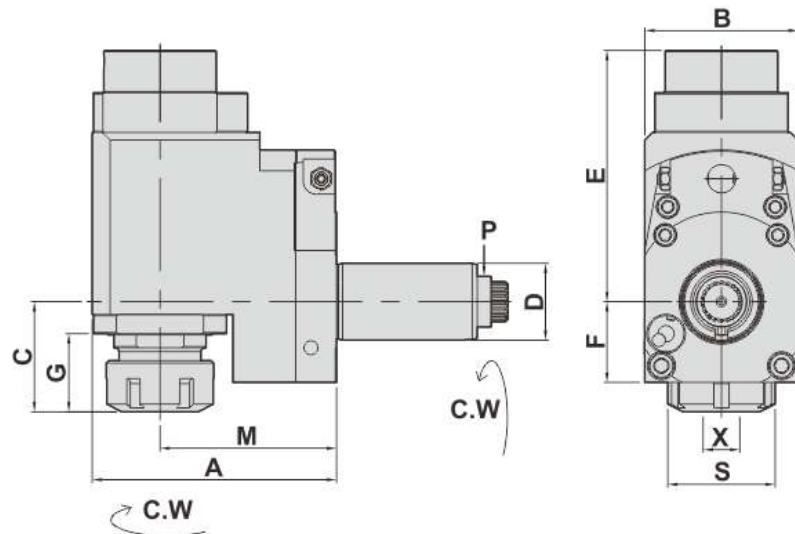
D DIN 69880	X Capacity	S	Maximum R.P.M	i	A	B	C	P DIN 5480	Code No.	Order No.	(Kg) Weight
40	2-20 ER32	38	6000	1:1	109	85	86	W16x0.8	140220-000	CWDA40548032A	4.3

RADIAL MILLING AND DRILLING HEAD OFFSET-後縮型 (90°)

MODE : BR
RIGHT-HAND



MODE : BL
LEFT-HAND



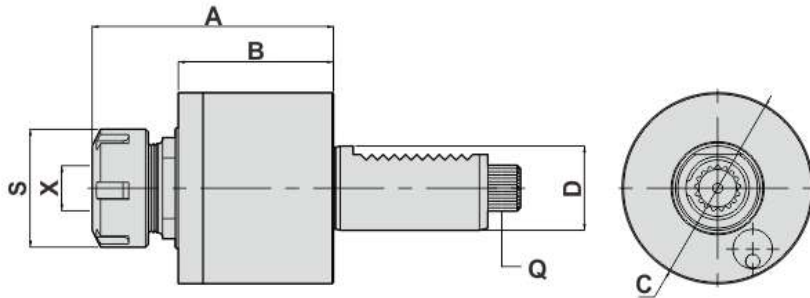
- To be used for collet DIN 6499
- Internal coolant supply: 50bar 中心出水
- Collet is not included

DIMENSIONS

D DIN 69880	X Capacity	S	Maximum R.P.M	i	A	B	C	E	F	G	M	P DIN 5480	Code No.	Order No.	(Kg) Weight
30	1-16 ER25	42	5000	1:1	99	60	44	98	31.5	30.5	72	W16x0.8	230206-000	CWBR3054802572	4.1
40	2-20 ER32	50	5000	1:1	128	80	47	130	42	36	90	W20x0.8	240206-000	CWBR4054803290	9.7
													240226-000	CWBL4054803290	
50	3-26 ER40	63	5000	1:1	129	86	48.5	133	42	38.5	90	W24x1.25	250206-000	CWBR5054804090	12.4
													250226-000	CWBL5054804090	

AXIAL DRILLING AND MILLING HEAD

軸向鑽銑刀座 (0°)



▲ Coupling to DIN 5482

Power transmission according to DIN 5482

- To be used for collet DIN 6499
- External coolant supply
- Collet is not included

DIMENSIONS

D DIN 69880	X Capacity		S	Maximum R.P.M	i	A	B	C	Q DIN 5482	Code No.	Order No.	(Kg) Weight
30	1-16	ER25	42	6000	1:1	101	72	68	B15x12	130301-000	DA30548225	2.2
40	1-16	ER25	42	6000	1:1	108.5	74.5	86	B17x14	140327-000	DA40548225	3.7
40	2-20	ER32	50	6000	1:1	112.5	74.5	86	B17x14	140301-000	DA40548232	3.8
50	3-26	ER40	63	6000	1:1	120	82	96	B20x17	150301-000	DA50548240	5.5
60	10-34	ER50	78	6000	1:1	142.5	88.5	116	B25x22	160301-000	DA60548250	8.9

AXIAL TAPPING HEAD

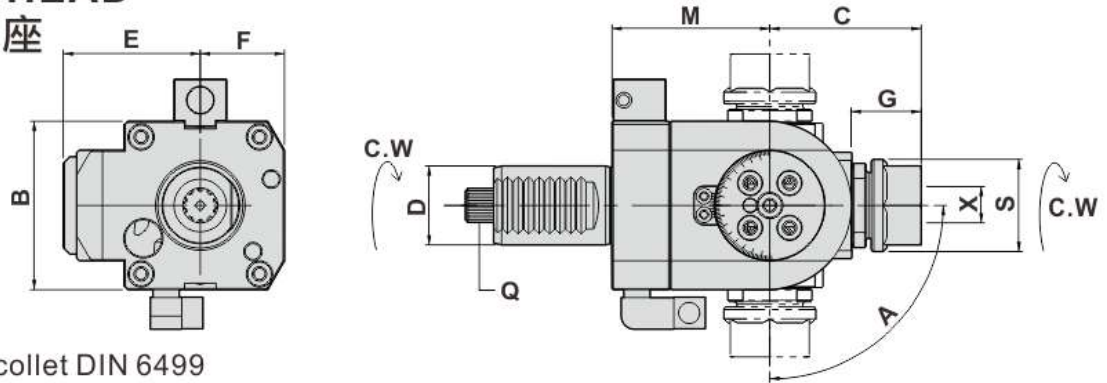
軸向彈性攻牙刀座 (0°)

DIMENSIONS

D DIN 69880	X Capacity		S	Maximum R.P.M	i	A	B	C	Q DIN 5482	Code No.	Order No.	(Kg) Weight
30	1-10	ER16	30	3000	1:1	108	71.5	68	B15x12	130316-000	TDA30548216	2.2
40	1-13	ER20	35	3000	1:1	95.5	55	86	B17x14	140322-000	TDAC40548220	3
50	1-16	ER25	42	3000	1:1	123	81.5	96	B20x17	150316-000	TDA50548225	5.5
60	2-20	ER32	50	3000	1:1	158.5	88.5	116	B25x22	160316-000	TDA60548232	8.9

ANGULAR HEAD

萬向鑽銑刀座



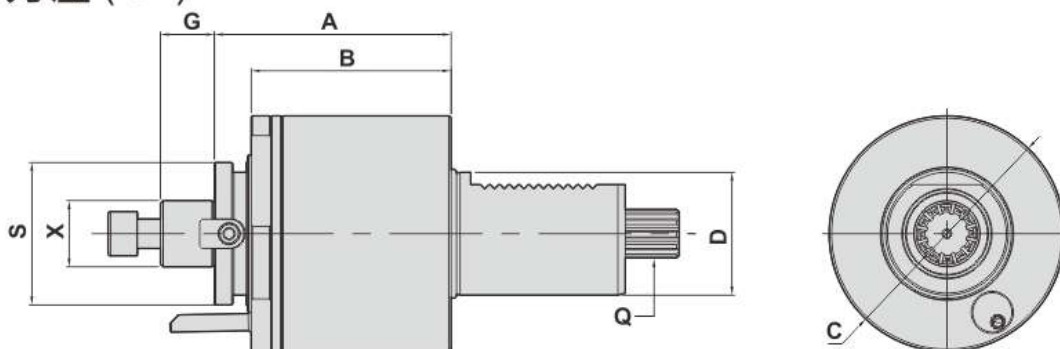
- To be used for collet DIN 6499
- External coolant supply
- Collet is not included

DIMENSIONS

D DIN 69880	X Capacity	Maximum R.P.M	S	A	B	C	E	F	G	M	Q DIN 5482	Code No.	Order No.	(Kg) Weight
30	1-13 ER20	4000	35	±90°	64	59	54	32	27	67	B15x12	130315-000	DA30548220B	2.9
40	1-16 ER25	4000	42	±90°	76	65	65	38	29	70	B17x14	140315-000	DA40548225B	5.1
50	1-16 ER25	4000	42	±90°	90	80	85	45	32	85	B20x17	150315-000	DA50548225B	9.1

AXIAL SHELL END MILLING CUTTER

軸向銑削刀座 (0°)



- To be used for cutter arbor according to DIN 6358
- External coolant

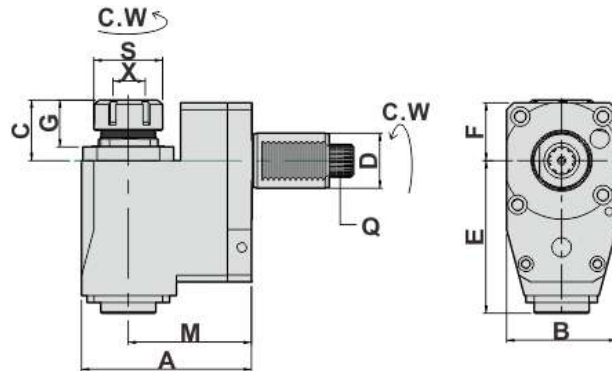
DIMENSIONS

D DIN 69880	X Capacity	Maximum R.P.M	S	A	B	C	G	Q DIN 5482	Code No.	Order No.	(Kg) Weight
30	16	3000	32	85.5	71.5	68	17	B15x12	130306-000	DA30548216C	2.3
40	16	3000	32	69	56	86	17	B17x14	140305-000	DAC40548216C	3
40	22	3000	48	69	56	86	18	B17x14	140306-000	DAC40548222C	3.1
50	22	3000	48	94	81.5	96	18	B20x17	150305-000	DA50548222C	5.5
50	27	3000	60	97.5	81.5	96	20	B20x17	150306-000	DA50548227C	5.7

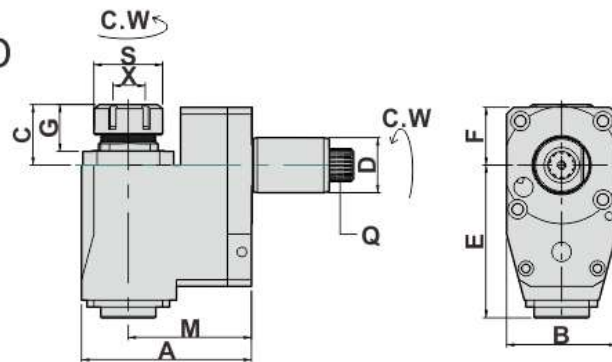
RADIAL DRILLING AND MILLING HEAD OFFSET

徑向鑽銑刀座-後縮型 (90°)

MODE : BL
LEFT-HAND



MODE : BR
RIGHT-HAND



- To be used for collet DIN 6499
- External coolant supply
- Collet is not included

DIMENSIONS

D DIN 69880	X Capacity	S	Maximum R.P.M	i	A	B	C	E	F	G	M	Q DIN 5482	Code No.	Order No.	(Kg) Weight
30	1-16 ER25	42	5000	1:1	98	60	44	75.5	31.5	30	72	B15x12	230301-000	BR3054822572	3.5
													230321-000	BL3054822572	
40	2-20 ER32	50	5000	1:1	124	80	44	111	43	33	90	B17x14	240301-000	BR4054823290	8.2
													240321-000	BL4054823290	
50	3-26 ER40	63	5000	1:1	129	86	50	112	42	40	90	B20x17	250301-000	BR5054824090	10
													250321-000	BL5054824090	
60	10-34 ER50	78	5000	1:1	154	104	76	123	54	53	106	B25x22	260301-000	BR60548250106	16.4
													260321-000	BL60548250106	

RADIAL TAPPING HEAD

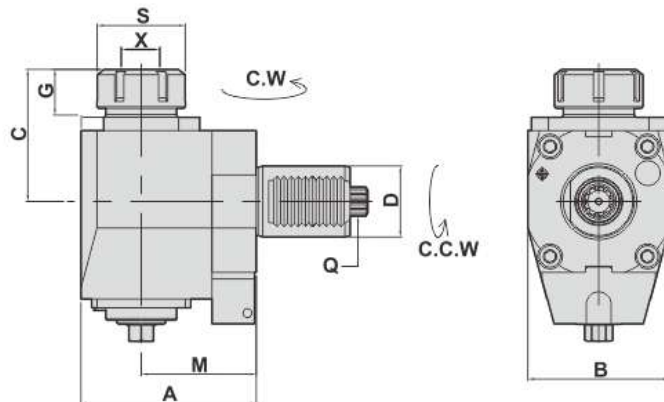
徑向彈性攻牙刀座-後縮型 (90°)

DIMENSIONS

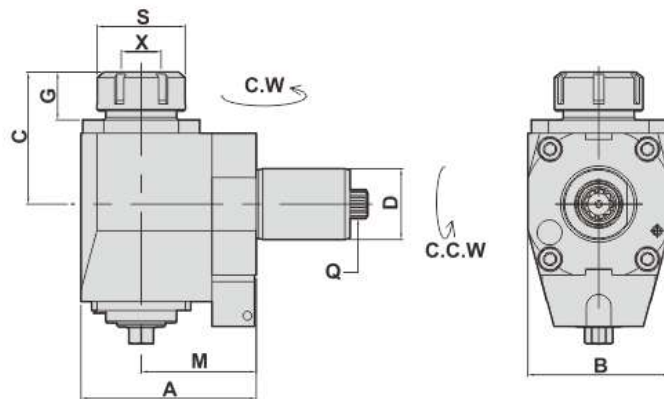
D DIN 69880	X Capacity	S	Maximum R.P.M	i	A	B	C	E	F	G	M	Q DIN 5482	Code No.	Order No.	(Kg) Weight
30	1-10 ER16	30	3000	1:1	98	60	44	75.5	31.5	38.5	72	B15x12	230305-000	TBR3054821672	3.5
													230325-000	TBL3054821672	
40	1-13 ER20	35	3000	1:1	124	80	59.5	110	42	49.5	90	B17x14	240305-000	TBR4054822090	8.4
													240325-000	TBL4054822090	
50	1-16 ER25	42	3000	1:1	129	86	54	112	45	55	90	B20x17	250305-000	TBR5054822590	10.2
													250325-000	TBL5054822590	
60	2-20 ER32	50	3000	1:1	154	104	105	118	54	82.5	106	B25x22	260305-000	TBR60548232106	16.6
													260325-000	TBL60548232106	

RADIAL DRILLING AND MILLING HEAD 徑向鑽銑刀座 (90°)

MODE : FL
LEFT-HAND



MODE : FR
RIGHT-HAND



- To be used for collet DIN 6499
- External coolant supply
- Collet is not included

DIMENSIONS

D DIN 69880	X Capacity	S	Maximum R.P.M	i	A	B	C	G	M	Q DIN 5482	Code No.	Order No.	(Kg) Weight
30	1-16 ER25	42	5000	1:1	97	64	75	26	65	B15x12	230341-000	FR3054822565	4
											230361-000	FL3054822565	
30	1-16 ER25	42	5000	1:1	117	64	75	26	85	B15x12	230348-000	FR3054822585	4.7
											230368-000	FL3054822585	
40	2-20 ER32	50	5000	1:1	99	80	80	29	65	B17x14	240341-000	FR4054823265	5.9
											240361-000	FL4054823265	
40	2-20 ER32	50	5000	1:1	119	80	80	29	85	B17x14	240348-000	FR4054823285	6.9
											240368-000	FL4054823285	

RADIAL TAPPING HEAD 徑向彈性攻牙刀座 (90°)

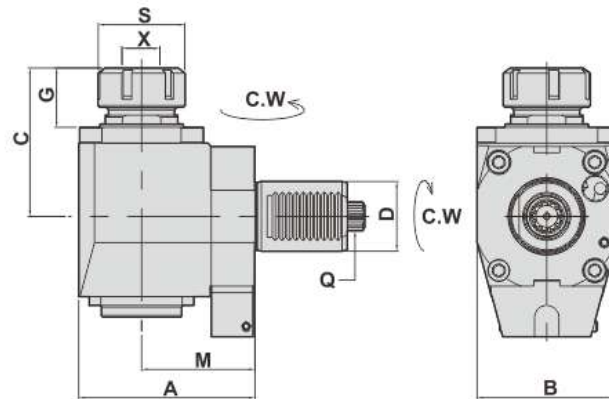
DIMENSIONS

D DIN 69880	X Capacity	S	Maximum R.P.M	i	A	B	C	G	M	Q DIN 5482	Code No.	Order No.	(Kg) Weight
30	1-10 ER16	30	3000	1:1	87	64	87	37	65	B15x12	230345-000	TFR3054821665	4.1
											230365-000	TFL3054821665	
30	1-10 ER16	30	3000	1:1	117	64	87	37	85	B15x12	230350-000	TFR3054821685	4.8
											230370-000	TFL3054821685	
40	1-13 ER20	35	3000	1:1	99	80	94	46	65	B17x14	240345-000	TFR4054822065	6
											240365-000	TFL4054822065	
40	1-13 ER20	35	3000	1:1	119	80	94	46	85	B17x14	240350-000	TFR4054822085	7
											240370-000	TFL4054822085	

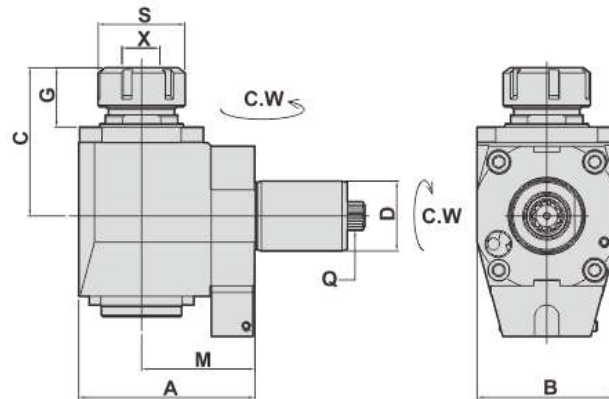
RADIAL DRILLING AND MILLING HEAD

徑向鑽銑刀座 (90°)

MODE : FL
LEFT-HAND



MODE : FR
RIGHT-HAND



- To be used for collet DIN 6499
- External coolant supply
- Collet is not included

DIMENSIONS

D DIN 69880	X Capacity	S	Maximum R.P.M	i	A	B	C	G	M	Q DIN 5482	Code No.	Order No.	(Kg) Weight
40	2-20 ER32	50	5000	1:1	101	80	85	34	65	B17x14	240381-000	NFR4054823265	6
											2403101000	NFL4054823265	
40	2-20 ER32	50	5000	1:1	121	80	85	34	85	B17x14	240388-000	NFR4054823285	7
											2403108000	NFL4054823285	
50	3-26 ER40	63	5000	1:1	115	88	110	43	75	B20x17	250388-000	NFR5054824075	9.8
											2503108000	NFL5054824075	
60	10-34 ER50	78	5000	1:1	156	104	139	56.5	106	B25x22	260381-000	NFR60548250106	18
											2603101000	NFL60548250106	

RADIAL TAPPING HEAD

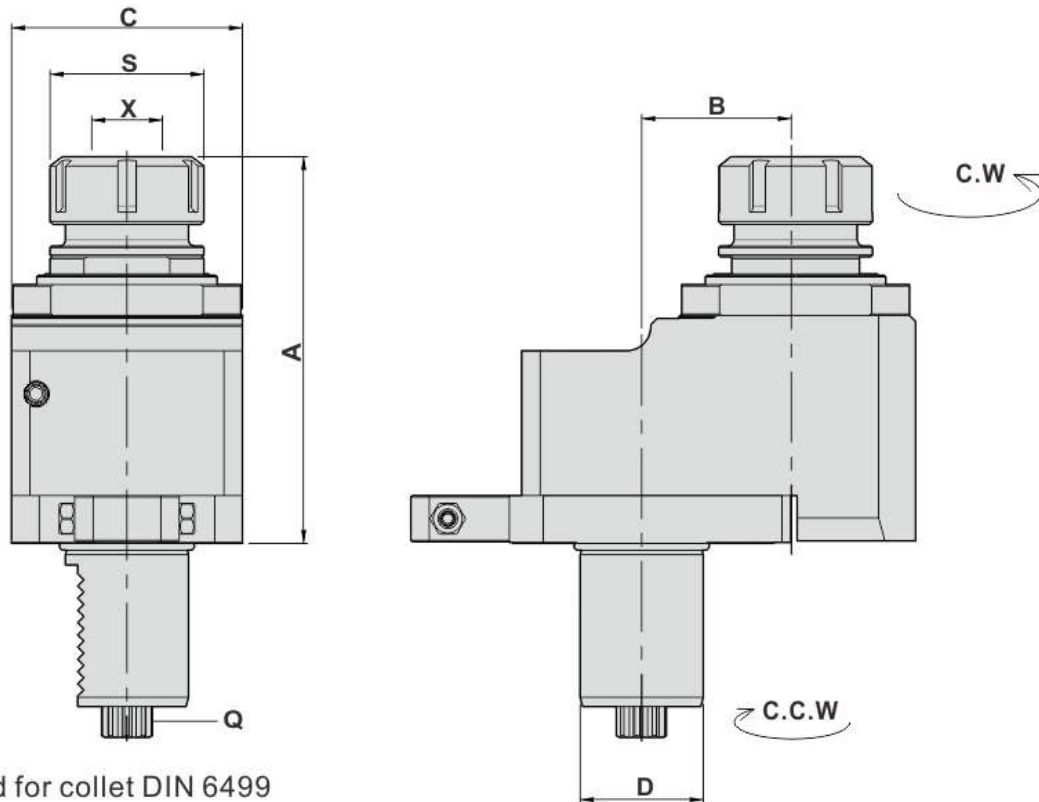
徑向彈性攻牙刀座 (90°)

DIMENSIONS

D DIN 69880	X Capacity	S	Maximum R.P.M	i	A	B	C	G	M	Q DIN 5482	Code No.	Order No.	(Kg) Weight
40	1-13 ER20	35	3000	1:1	101	80	105	25	65	B17x14	240385-000	NTFR4054822065	6.1
											2403105000	NTFL4054822065	
40	1-13 ER20	35	3000	1:1	121	80	105	25	85	B17x14	240390-000	NTFR4054822085	7.1
											2403110000	NTFL4054822085	
50	1-16 ER25	42	3000	1:1	115	88	105	42	75	B20x17	250385-000	NTFR5054822575	10
											2503105000	NTFL5054822575	

AXIAL DRILLING AND MILLING HEAD OFFSET

軸向偏心鑽銑刀座 (0°)



- To be used for collet DIN 6499
- External coolant supply
- Collet is not included

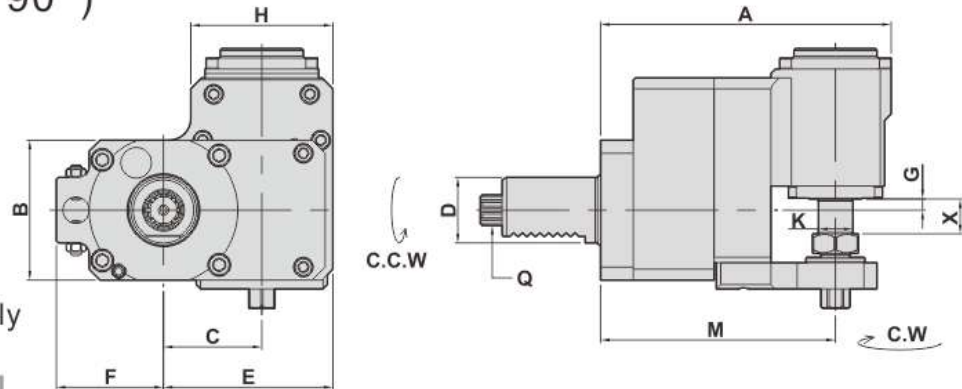
DIMENSIONS

D DIN 69880	X Capacity	S	Maximum R.P.M	i	A	B	C	Q DIN 5482	Code No.	Order No.	(Kg) Weight
30	1-16 ER25	42	4000	1:1	100	29	60	B15x12	130308-000	DA3054822529	2.8
*30	1-16 ER25	42	8000	1:2	100	29	60	B15x12	130311-000	DA3054822529/1	2.8
30	1-16 ER25	42	4000	1:1	121	50	75	B15x12	130309-000	DA3054822550	6
40	2-20 ER32	50	4000	1:1	125	50	75	B17x14	140308-000	DA4054823250	5
50	3-26 ER40	63	3000	1:1	124	65	86	B20x17	150309-000	DA5054824065	9
60	10-34 ER50	78	3000	1:1	178	65	104	B25x22	160308-000	DA6054825065	17.4
60	10-34 ER50	78	3000	1:1	190	80	104	B25x22	160309-000	DA6054825080	18

*2倍增速

RADIAL MILLING HEAD - DISK CUTTER UNITS

徑向側銑刀座 (90°)



External coolant supply

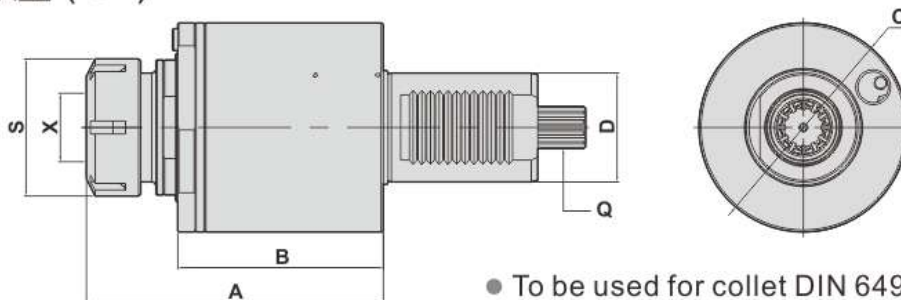
DIMENSIONS

D DIN 69880	X Capacity	Maximum R.P.M	i	A	B	C	E	F	G	H	K	M	Q DIN 5482	Code No.	Order No.	(Kg) Weight
30	16	3000	3:1	133	64	45	77.5	49	5	65	16	107.5	B15x12	230307-000	BR30548216C/3	5.8
														230327-000	BL30548216C/3	
30	16	3000	3:1	133	64	45	77.5	49	5	65	25.4	107.5	B15x12	230309-000	BR30548225.4C/3	6.1
														230329-000	BL30548225.4C/3	
40	16	3000	3:1	136	70	45	77.5	75	5	65	16	110.5	B17x14	240307-000	BR40548216C/3	6.4
														240327-000	BL40548216C/3	
40	16	3000	3:1	136	70	45	77.5	75	5	65	25.4	100.5	B17x14	240309-000	BR40548225.4C/3	6.7
														240329-000	BL40548225.4C/3	

* i = 3倍減速

AXIAL MILLING AND DRILLING HEAD

軸向鑽銑刀座 (0°)



- To be used for collet DIN 6499
- Internal coolant supply: 15bar 中心出水
- Collet is not included

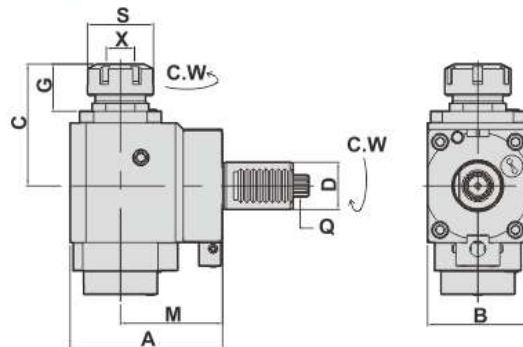
DIMENSIONS

D DIN 69880	X Capacity	S	Maximum R.P.M	i	A	B	C	Q DIN 5482	Code No.	Order No.	(Kg) Weight
30	1-16 ER25	42	6000	1:1	101.5	72.5	68	B15x12	130307-000	CWDA30548225	2.3
40	2-20 ER32	50	6000	1:1	128	84	86	B17x14	140307-000	CWDA40548232	4.3
50	3-26 ER40	63	6000	1:1	136.5	94.5	96	B20x17	150307-000	CWDA50548240	6.4
60	10-34 ER50	78	6000	1:1	143.8	89.8	116	B25x22	160307-000	CWDA60548250	9

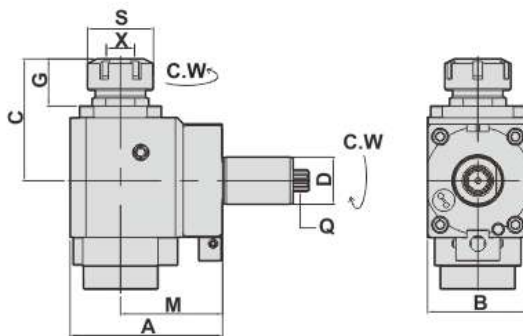
RADIAL MILLING AND DRILLING HEAD FORWARD

徑向鑽銑刀座 (90°)

MODE : FL
LEFT-HAND



MODE : FR
RIGHT-HAND



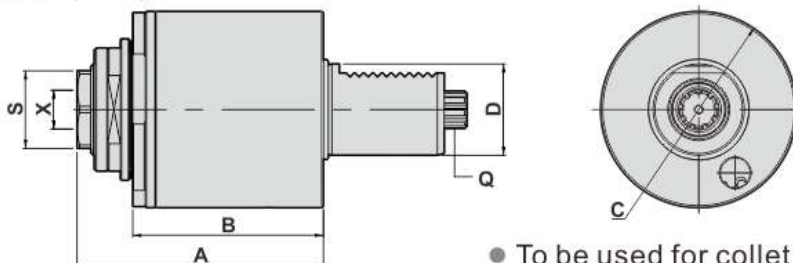
- To be used for collet DIN 6499
- Internal coolant supply: 50bar 中心出水
- Collet is not included

DIMENSIONS

D DIN 69880	X Capacity	S	Maximum R.P.M	i	A	B	C	G	M	Q DIN 5482	Code No.	Order No.	(Kg) Weight
30	1-16 ER25	42	5000	1:1	97	64	79	30	65	B15x12	230386-000	CWNFR3054822565	4.3
					117	64	79	30	85	B15x12	2303106000	CWNFL3054822565	
30	1-16 ER25	42	5000	1:1	103	76	90	33	65	B17x14	240386-000	CWNFR4054823265	6.1
					117	76	90	33	65	B17x14	2403106000	CWNFL4054823265	
40	2-20 ER32	50	5000	1:1	123	88	116	49	75	B20x17	250386-000	CWNFR5054824075	12.1
					123	88	116	49	75	B20x17	2503106000	CWNFL5054824075	

AXIAL MILLING AND DRILLING HEAD

軸向鑽銑刀座 (0°)



- To be used for collet DIN 6499
- Internal coolant supply: 15bar 中心出水
- External coolant supply
- Collet is not included

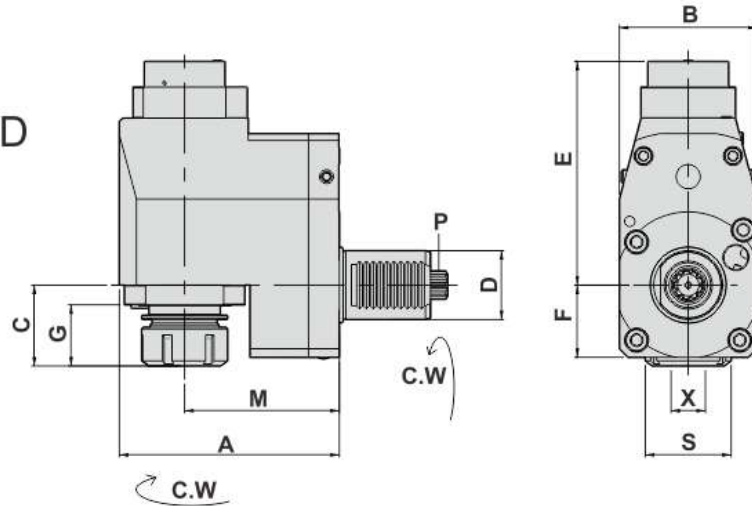
DIMENSIONS

D DIN 69880	X Capacity	S	Maximum R.P.M	i	A	B	C	Q DIN 5482	Code No.	Order No.	(Kg) Weight
40	1-16 ER25	30	6000	1:1	106	84	86	B17x14	140325-000	CWDA40548225A	4.1
40	2-20 ER32	38	6000	1:1	108	84	86	B17x14	140320-000	CWDA40548232A	4

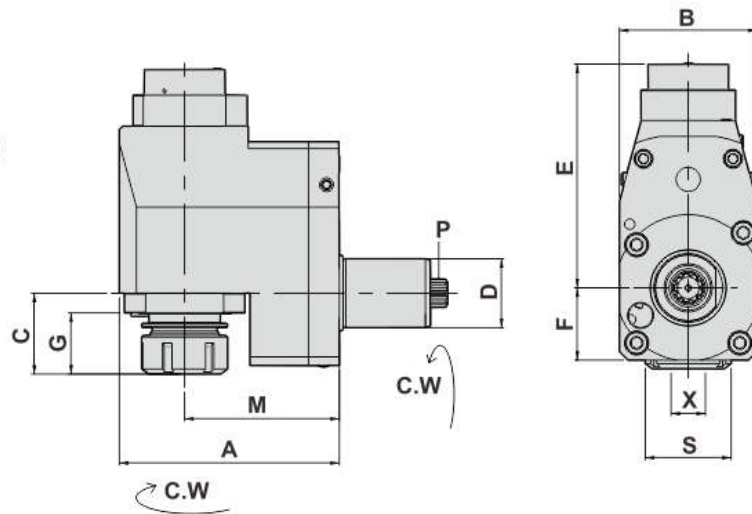
RADIAL MILLING AND DRILLING HEAD OFFSET

後縮型 (90°)

MODE : BR
RIGHT-HAND



MODE : BL
LEFT-HAND



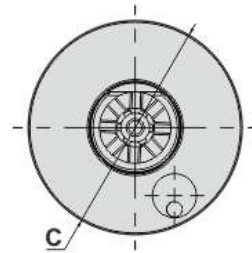
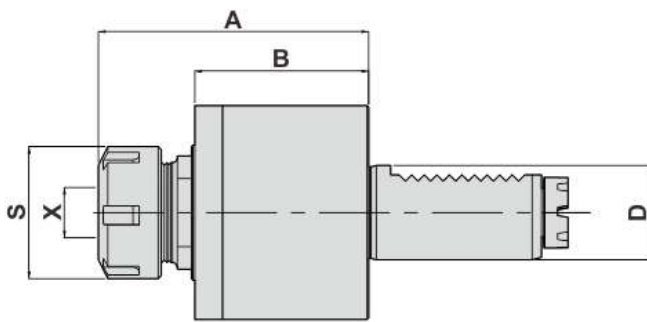
- To be used for collet DIN 6499
- Internal coolant supply:50bar 中心出水
- Collet is not included

DIMENSIONS

D DIN 69880	X Capacity	S	Maximum R.P.M	i	A	B	C	E	F	G	M	Q DIN 5482	Code No.	Order No.	(Kg) Weight
40	2-20 ER25	50	5000	1:1	128	80	47	130	42	35.5	90	B17x14	240306-000	CWBR4054823290	9
													240326-000	CWBL4054823290	
50	3-26 ER32	63	5000	1:1	129	86	48.5	133	42	38.5	90	B20x17	250306-000	CWBR5054824090	10.4
													250326-000	CWBL5054824090	
60	10-34 ER50	78	5000	1:1	154	104	71.5	152	54	49	106	B25x22	260306-000	CWBR60548250106	17.2
													260326-000	CWBL60548250106	

AXIAL DRILLING AND MILLING HEAD

軸向鑽銑刀座 (0°)



- To be used for collet DIN 6499
- External coolant supply
- Collet is not included

Power transmission according to "BARUFFALDI"

MT : Frontal transmission coupling gear is fixed version

DIMENSIONS

D DIN 69880	X Capacity		S	Maximum R.P.M	i	A	B	C	Code No.	Order No.	(Kg) Weight
20	1-10	ER16	30	6000	1 : 1	78	48	58	120401-000	DA20MT16	1.1
30	1-16	ER25	42	6000	1 : 1	89	57	68	130401-000	DAC30MT25	1.9
40	2-20	ER32	50	6000	1 : 1	92.5	56	86	140402-000	DAC40MT32	3.1
40	2-20	ER32	50	6000	1 : 1	112	74.5	86	140401-000	DA40MT32	3.8
50	3-26	ER40	63	6000	1 : 1	124	81.5	96	150401-000	DA50MT40	5.7
60	3-26	ER40	63	6000	1 : 1	133	88.3	116	160402-000	DA60MT40	9.1
60	10-34	ER50	78	6000	1 : 1	140	88.3	116	160401-000	DA60MT50	9.1

AXIAL TAPPING HEAD

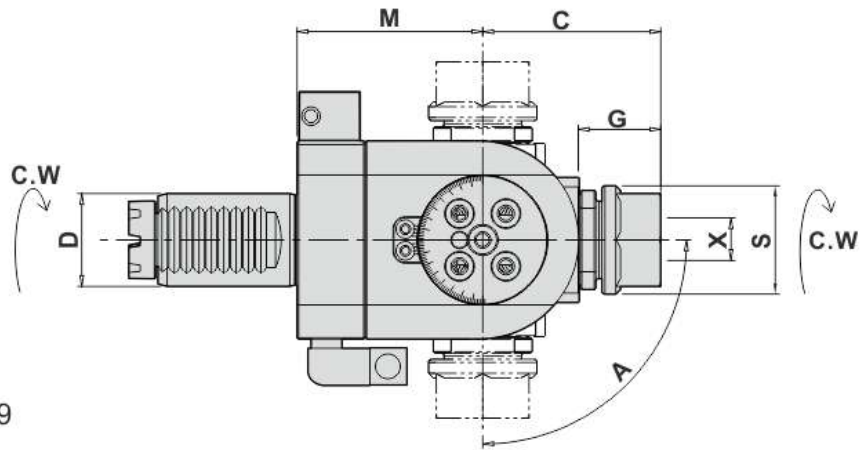
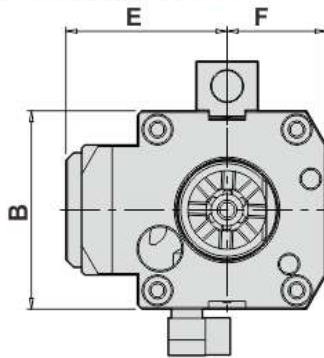
軸向彈性攻牙刀座 (0°)

DIMENSIONS

D DIN 69880	X Capacity		S	Maximum R.P.M	i	A	B	C	Code No.	Order No.	(Kg) Weight
30	1-10	ER16	30	3000	1 : 1	91.5	55	68	130416-000	TDAC30MT16	1.9
40	1-13	ER20	35	3000	1 : 1	95.5	55	86	140422-000	TDAC40MT20	3.1
50	1-16	ER25	42	3000	1 : 1	123	81.5	96	150416-000	TDA50MT25	5.7
60	2-20	ER32	50	3000	1 : 1	158.5	88.5	116	160416-000	TDA60MT32	9.1

ANGULAR HEAD

萬向鑽銑刀座



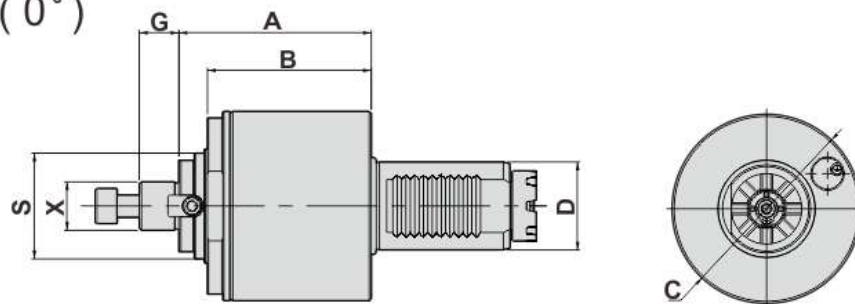
- To be used for collet DIN 6499
- External coolant supply
- Collet is not included

DIMENSIONS

D DIN 69880	X Capacity	Maximum R.P.M	S	A	B	C	E	F	G	M	Code No.	Order No.	(Kg) Weight
30	1-13 ER20	4000	35	±90°	64	59	54	32	27	62	130415-000	DA30MT20B	3
40	1-16 ER25	4000	42	±90°	76	65	65	38	29	70	140415-000	DA40MT25B	5.2
50	1-16 ER25	4000	42	±90°	90	80	85	45	32	85	150415-000	DA50MT25B	9.2

AXIAL SHELL END MILLING CUTTER

軸向銑削刀座 (0°)



DIMENSIONS

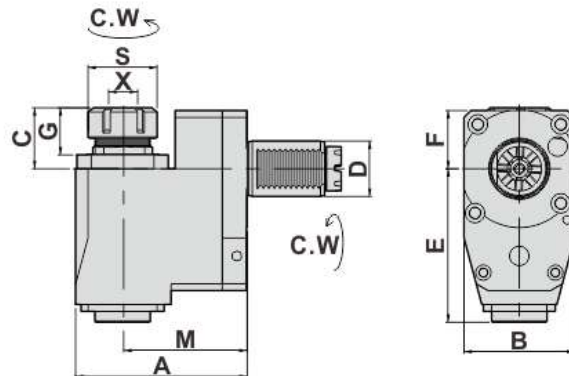
- To be used for cutter arbor according to DIN 6358
- External coolant

D DIN 69880	X DIN 6358	Maximum R.P.M	S	A	B	C	G	Code No.	Order No.	(Kg) Weight
30	16	3000	32	67	55	68	17	130405-000	DAC30MT16C	1.8
40	16	3000	32	67	55	86	17	140405-000	DAC40MT16C	3
40	22	3000	48	68.5	55	86	18	140406-000	DAC40MT22C	3.2
* 40	30	3000	58	94	73.5	86	19	140421-000	DA40MT30C	4.1
50	22	3000	48	94	81.5	96	18	150405-000	DA50MT22C	5.6
50	27	3000	60	97.5	81.5	96	20	150406-000	DA50MT27C	5.8

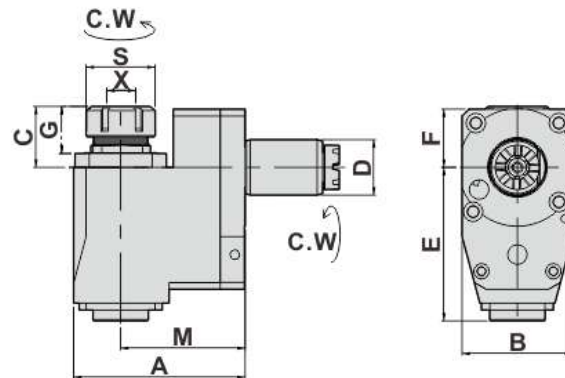
* 特殊

RADIAL DRILLING AND MILLING HEAD OFFSET 徑向鑽銑刀座-後縮型 (90°)

MODE : BL
LEFT-HAND



MODE : BR
RIGHT-HAND



- To be used for collet DIN 6499
- External coolant supply
- Collet is not included

DIMENSIONS

D DIN 69880	X Capacity	S	Maximum R.P.M	i	A	B	C	E	F	G	M	Code No.	Order No.	(Kg) Weight
20	1-10 ER16	30	5000	1:1	83	50	35	70	27	29	60	220401-000	BR20MT1660	2.2
												220421-000	BL20MT1660	
30	1-16 ER25	42	5000	1:1	98	60	42	76	32	30	72	230401-000	BR30MT2572	3.5
												230421-000	BL30MT2572	
40	2-20 ER32	50	5000	1:1	124	80	44	110	42	35	90	240401-000	BR40MT3290	8.2
												240421-000	BL40MT3290	
50	3-26 ER40	63	5000	1:1	129	86	49	112	45	40	90	250401-000	BR50MT4090	10
												250421-000	BL50MT4090	
60	10-34 ER50	78	5000	1:1	154	104	76	123	54	54	106	260401-000	BR60MT50106	16.4
												260421-000	BL60MT50106	
60	10-34 ER50	78	5000	1:1	183	104	77	123	54	54	135	260428-000	BL60MT50135	19.5

RADIAL TAPPING HEAD 徑向彈性攻牙刀座-後縮型 (90°)

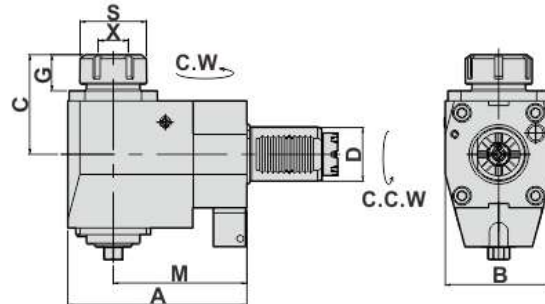
DIMENSIONS

D DIN 69880	X Capacity	S	Maximum R.P.M	i	A	B	C	E	F	G	M	Code No.	Order No.	(Kg) Weight
30	1-10 ER16	30	3000	1:1	98	60	51	76	32	38.5	72	230405-000	TBR30MT1672	3.5
												230425-000	TBL30MT1672	
40	1-13 ER20	35	3000	1:1	124	80	59.5	110	42	49.5	90	240405-000	TBR40MT2090	8.4
												240425-000	TBL40MT2090	
50	2-16 ER25	42	3000	1:1	129	86	54	112	45	36	90	250405-000	TBR50MT2590	10.2
												250425-000	TBL50MT2590	
60	2-20 ER32	50	3000	1:1	154	104	105	118	54	82.5	106	260405-000	TBR60MT32106	16.6
												260425-000	TBL60MT32106	

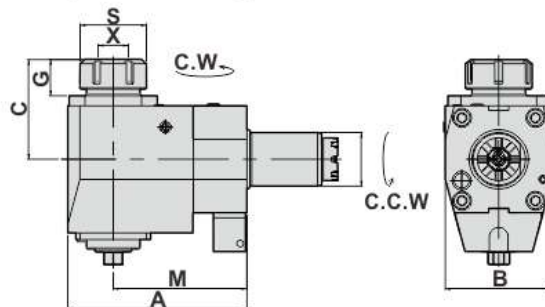
RADIAL DRILLING AND MILLING HEAD

徑向鑽銑刀座 (90°)

MODE : FL
LEFT-HAND



MODE : FR
RIGHT-HAND



- To be used for collet DIN 6499
- External coolant supply
- Collet is not included

DIMENSIONS

D DIN 69880	X Capacity	S	Maximum R.P.M	i	A	B	C	G	M	Code No.	Order No.	(Kg) Weight
20	1-10 ER16	30	5000	1:1	67	50	66	27	45	220441-000	FR20MT1645	1.7
										220461-000	FL20MT1645	
20	1-10 ER16	30	5000	1:1	92	50	66	27	70	220448-000	FR20MT1670	2.3
										220468-000	FL20MT1670	
30	1-16 ER25	42	5000	1:1	97	64	75	26	65	230441-000	FR30MT2565	4
										230461-000	FL30MT2565	
30	1-16 ER25	42	5000	1:1	117	64	75	26	85	230448-000	FR30MT2585	4.7
										230468-000	FL30MT2585	
40	2-20 ER32	50	5000	1:1	99	80	80	29	65	240441-000	FR40MT3265	6
										240461-000	FL40MT3265	
40	2-20 ER32	50	5000	1:1	119	80	80	29	85	240448-000	FR40MT3285	7
										240468-000	FL40MT3285	
40	2-20 ER32	50	5000	1:1	134	80	80	29	100	240449-000	FR40MT32100	7.6
										240469-000	FL40MT32100	
40	2-20 ER32	50	5000	1:1	144	80	80	29	110	240452-000	FR40MT32110	8.1
										240477-000	FL40MT32110	
40	2-20 ER32	50	5000	1:1	154	80	80	29	120	240460-000	FR40MT32120	8.3
										240480-000	FL40MT32120	

RADIAL TAPPING HEAD

徑向彈性攻牙刀座 (90°)

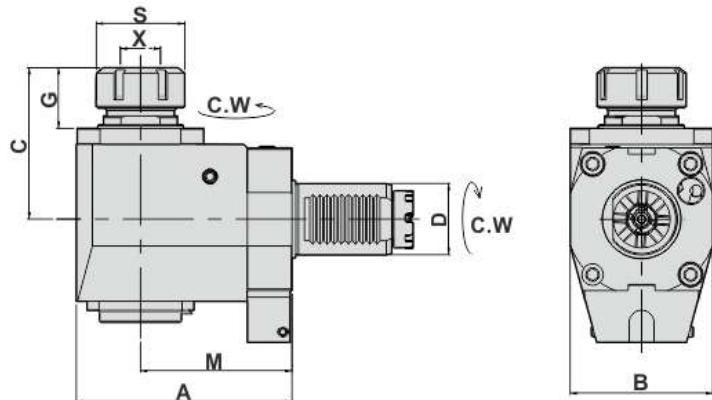
DIMENSIONS

D DIN 69880	X Capacity	S	Maximum R.P.M	i	A	B	C	G	M	Code No.	Order No.	(Kg) Weight
30	1-10 ER16	30	3000	1:1	97	64	87	37	65	230445-000	TFR30MT1665	4.1
										230465-000	TFL30MT1665	
30	1-10 ER16	30	3000	1:1	117	64	87	37	85	230450-000	TFR30MT1685	4.8
										230470-000	TFL30MT1685	
40	1-13 ER20	35	3000	1:1	99	80	94	46	65	240445-000	TFR40MT2065	6.1
										240465-000	TFL40MT2065	
40	1-13 ER20	35	3000	1:1	119	80	94	46	85	240450-000	TFR40MT2085	7.1
										240470-000	TFL40MT2085	
50	1-16 ER25	42	3000	1:1	115	88	103	42	75	250450-000	TFR50MT2575	8.8
										250465-000	TFL50MT2575	

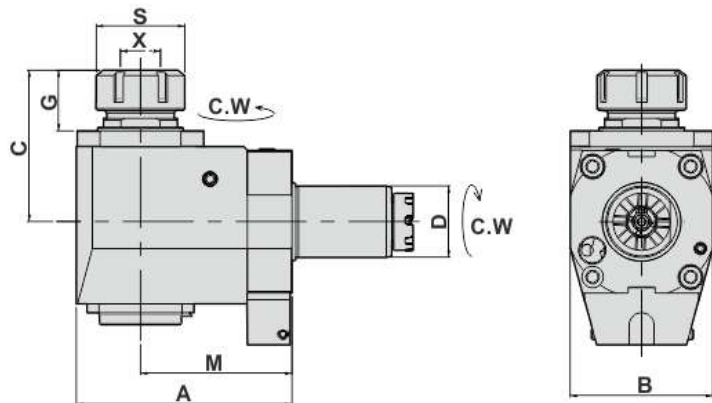
RADIAL DRILLING AND MILLING HEAD

徑向鑽銑刀座 (90°)

MODE : FL
LEFT-HAND



MODE : FR
RIGHT-HAND



- To be used for collet DIN 6499
- External coolant supply
- Collet is not included

DIMENSIONS

D DIN 69880	X Capacity	S	Maximum R.P.M	i	A	B	C	G	M	Code No.	Order No.	(Kg) Weight
40	2-20 ER32	50	5000	1:1	101	80	85	34	65	240481-000	NFR40MT3265	6
										2404101000	NFL40MT3265	
40	2-20 ER32	50	5000	1:1	121	80	85	34	85	240488-000	NFR40MT3285	7
										2404108000	NFL40MT3285	
40	2-20 ER32	50	5000	1:1	136	80	85	34	100	240489-000	NFR40MT32100	7.6
										2404109000	NFL40MT32100	
50	3-26 ER40	63	5000	1:1	115	88	110	43	75	250481-000	NFR50MT4075	8.3
										2504101000	NFL50MT4075	
60	10-34 ER50	78	5000	1:1	156	104	139	56.5	106	260481-000	NFR60MT50106	18.2
										2604101000	NFL60MT50106	

RADIAL TAPPING HEAD

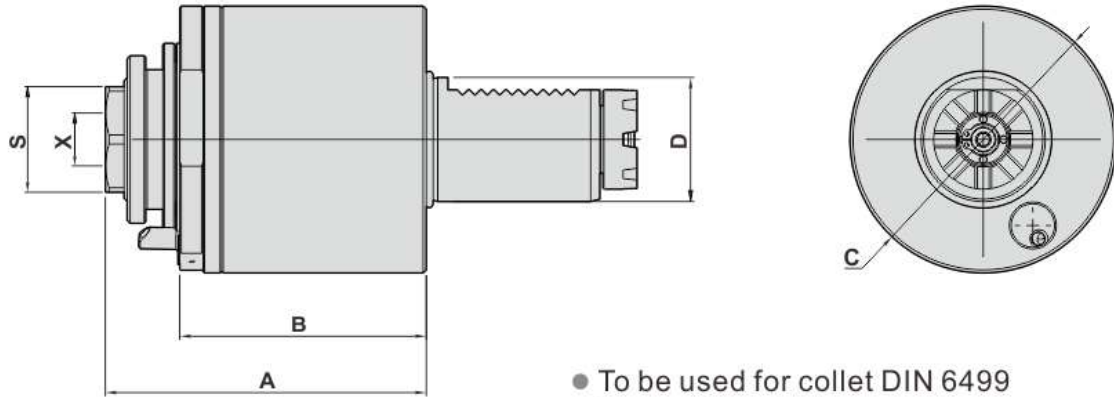
徑向彈性攻牙刀座 (90°)

DIMENSIONS

D DIN 69880	X Capacity	S	Maximum R.P.M	i	A	B	C	G	M	Code No.	Order No.	(Kg) Weight
40	1-13 ER20	35	3000	1:1	101	80	105	25	65	240485-000	NFR40MT2065	6.1
										2404105000	NFL40MT2065	
40	1-13 ER20	35	3000	1:1	121	80	105	25	85	240490-000	NFR40MT2085	7.1
										2404110000	NFL40MT2085	
50	1-16 ER25	42	3000	1:1	115	88	103	42	75	250490-000	NFR50MT2575	8.4
										2504110000	NFL50MT2575	

AXIAL DRILLING AND MILLING HEAD

軸向鑽銑刀座 (0°)



- To be used for collet DIN 6499
- External coolant supply
- Collet is not included

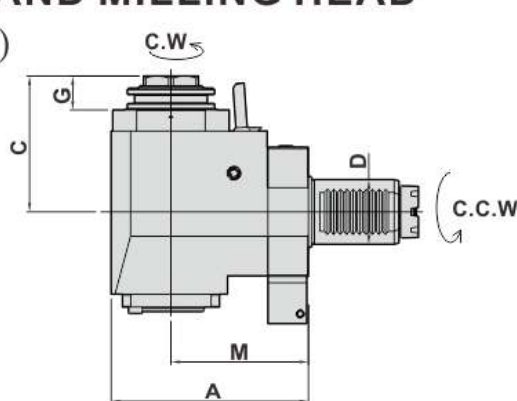
DIMENSIONS

D DIN 69880	X Capacity	S	Maximum R.P.M	i	A	B	C	Code No.	Order No.	(Kg) Weight
40	2-20 ER32	38	6000	1:1	98	80	86	140403-000	DAC40-MT-ER32A	4.1

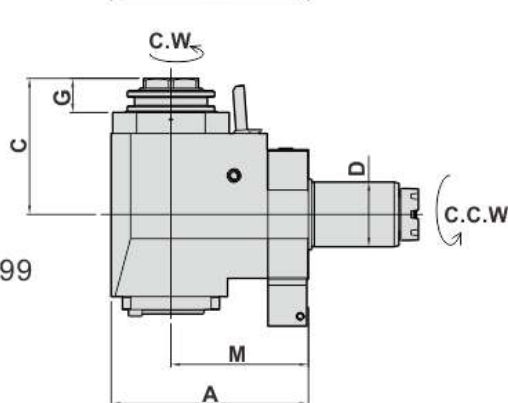
RADIAL DRILLING AND MILLING HEAD

徑向鑽銑刀座 (90°)

MODE : FL
LEFT-HAND



MODE : FR
RIGHT-HAND

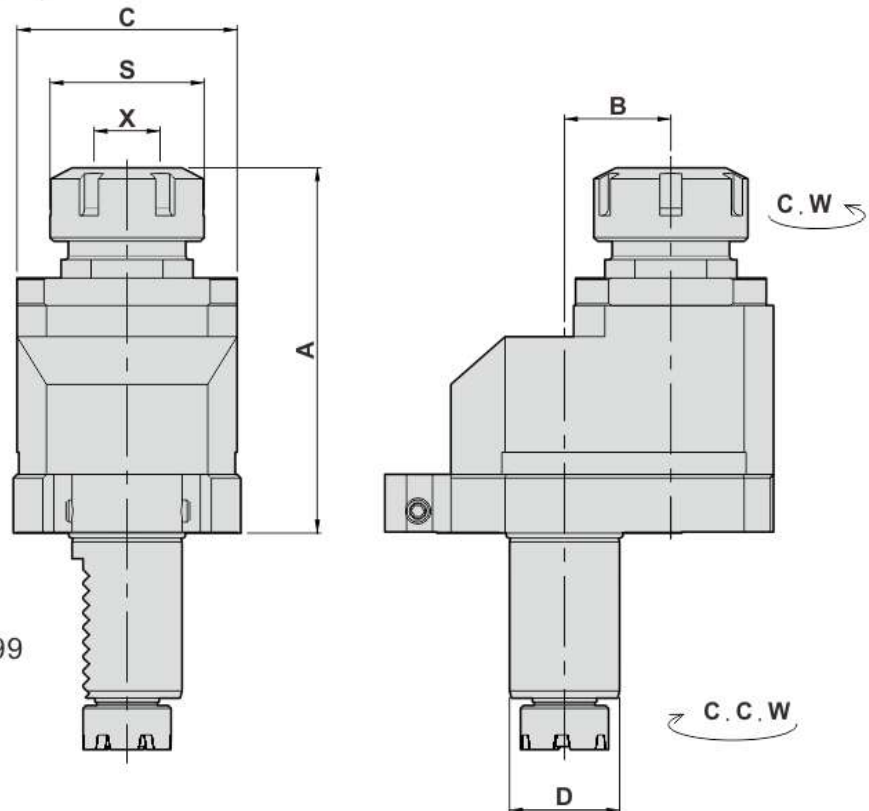


- To be used for collet DIN 6499
- External coolant supply
- Collet is not included

DIMENSIONS

D DIN 69880	X Capacity	S	Maximum R.P.M	i	A	B	C	G	M	Code No.	Order No.	(Kg) Weight
40	2-20 ER32	38	5000	1:1	122	80	84	21	85	240453-000	FR40MT32A85	7.3
										240473-000	FL40MT32A85	

AXIAL DRILLING AND MILLING HEAD OFFSET 軸向偏心鑽銑刀座 (0°)



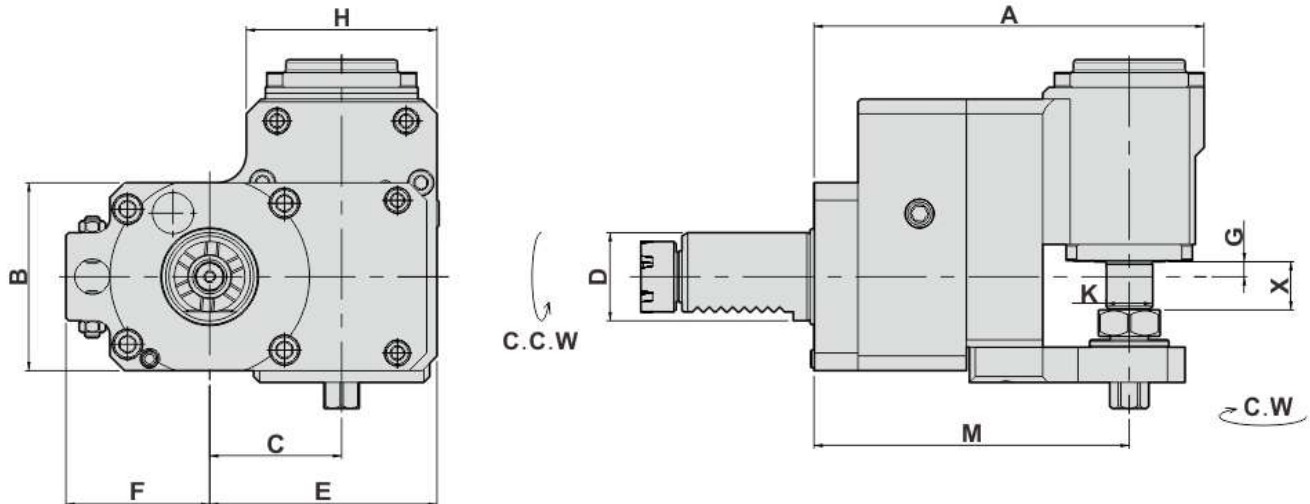
- To be used for collet DIN 6499
- External coolant supply
- Collet is not included

DIMENSIONS

D DIN 69880	X Capacity	S	Maximum R.P.M	i	A	B	C	Code No.	Order No.	(Kg) Weight
20	1-10 ER16	30	4000	1:1	93.5	29	50	120408-000	DA20MT1629	1.8
30	1-16 ER25	42	4000	1:1	100	29	62	130408-000	DA30MT2529	2.7
* 30	1-16 ER25	42	8000	1:2	100	29	62	130411-000	DA30MT2529/1	2.7
40	2-20 ER32	50	4000	1:1	125	50	75	140408-000	DA40MT3250	6
40	2-20 ER32	50	4000	1:1	122	65	86	140409-000	DA40MT3265	8
50	10-34 ER50	63	3000	1:1	124	65	86	150408-000	DA50MT4065	8.6
60	10-34 ER50	78	3000	1:1	178	65	104	160408-000	DA60MT5065	17.4
60	10-34 ER50	78	3000	1:1	190	80	104	160409-000	DA60MT5080	18

* 2倍增速

RADIAL MILLING HEAD DISK CUTTER UNITS 徑向側銑刀座 (90°)



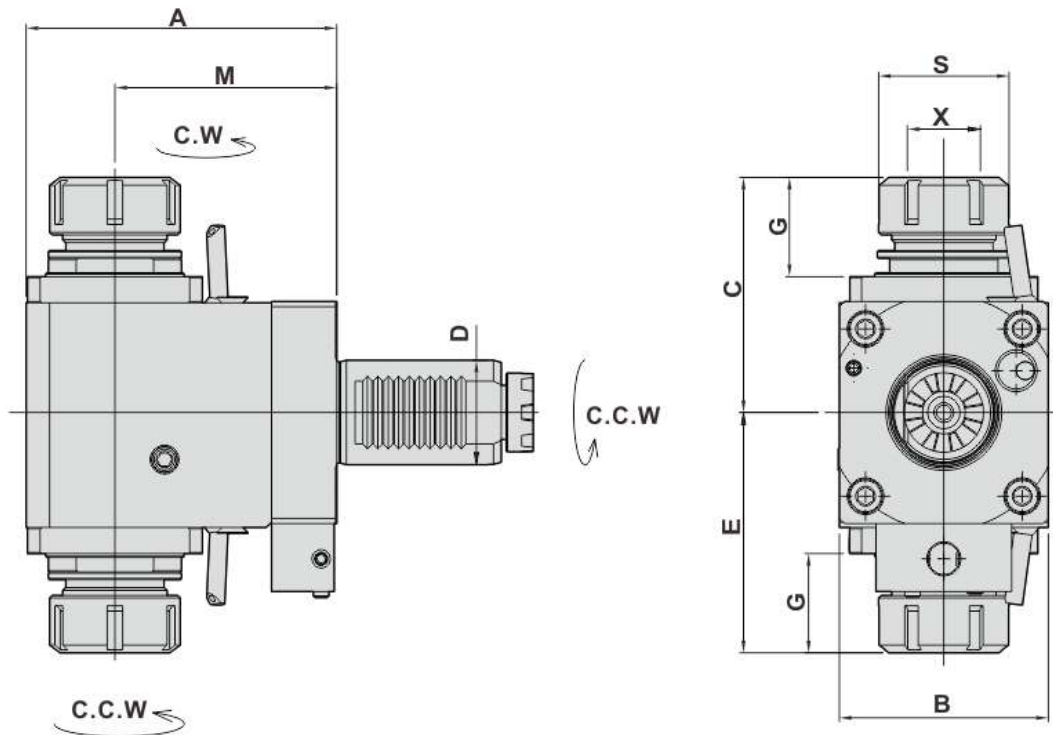
DIMENSIONS

D DIN 69880	X Capacity	Maximum R.P.M	i	A	B	C	E	F	G	H	K	M	Code No.	Order No.	(Kg) Weight
30	16	3000	3:1	133	64	45	77.5	49	5	65	16	108	230407-000	BR30MT16C/3	5.8
													230427-000	BL30MT16C/3	
30	16	3000	3:1	133	64	45	77.5	49	5	65	25.4	108	230409-000	BR30MT25.4C/3	6.1
													230429-000	BL30MT25.4C/3	
40	16	3000	3:1	136	70	45	77.5	75	5	65	16	111	240407-000	BR40MT16C/3	6.4
													240427-000	BL40MT16C/3	
40	16	3000	3:1	136	70	45	77.5	75	5	65	25.4	111	240409-000	BR40MT25.4C/3	6.7
													240429-000	BL40MT25.4C/3	

*i=3倍減速

RADIAL DRILLING AND MILLING HEAD DOUBLE HEAD

徑向雙頭鑽銑刀座 (90°)



- To be used for collet DIN 6499
- External coolant supply
- Collet is not included

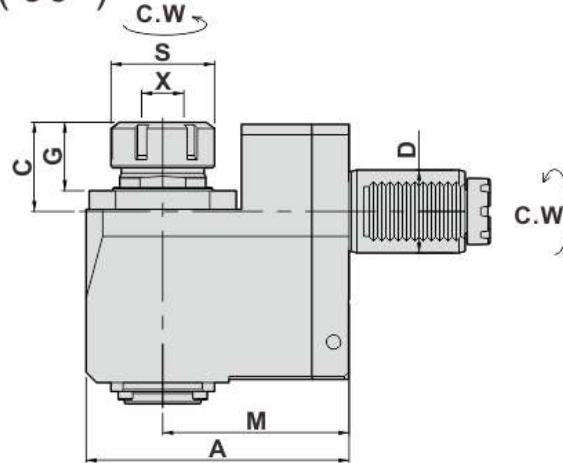
DIMENSIONS

D DIN 69880	X Capacity	S	Maximum R.P.M	i	A	B	C	E	G	M	Code No.	Order No.	(Kg) Weight
30	1-16 ER25	42	4000	1:1	112	64	72	72	30	85	230475-000	FL30MT2585D	4.9
40	2-20 ER32	50	4000	1:1	119	80	90	92	38	85	240475-000	FL40MT3285D	7.5
40	2-20 ER32	50	4000	1:1	134	80	90	92	38	100	240476-000	FL40MT32100D	8.2
40	2-20 ER32	50	4000	1:1	154	80	90	92	38	120	24046A-000	FL40MT32120D	9.1

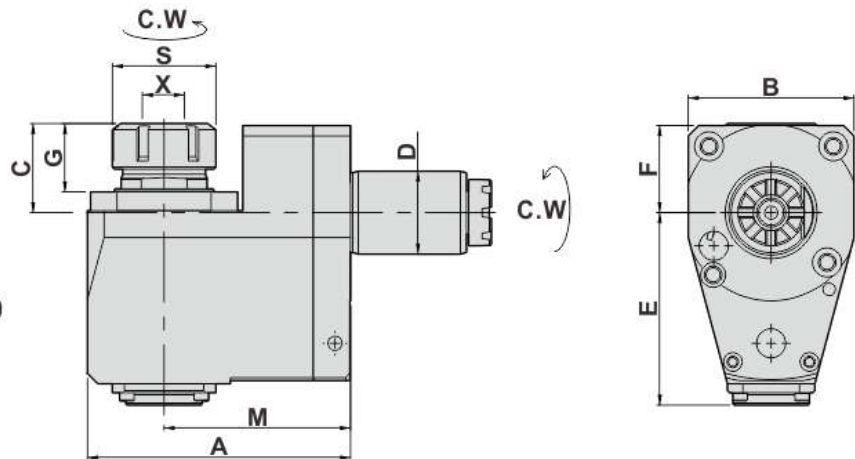
RADIAL DRILLING AND MILLING HEAD OFFSET

徑向鑽銑刀座-後縮型 (90°)

MODE : BL
LEFT-HAND



MODE : BR
RIGHT-HAND



- To be used for collet DIN 6499
- External coolant supply
- Collet is not included

DIMENSIONS

D DIN 69880	X Capacity	S	Maximum R.P.M	i	A	B	C	E	F	G	M	Code No.	Order No.	(Kg) Weight
40	2-20 ER32	50	5000	1:1	127	80	47	92.8	42	37	90	240403-000	SHBR40MT3290	6.7
												240423-000	SHBL40MT3290	

RADIAL TAPPING HEAD

徑向彈性攻牙刀座-後縮型 (90°)

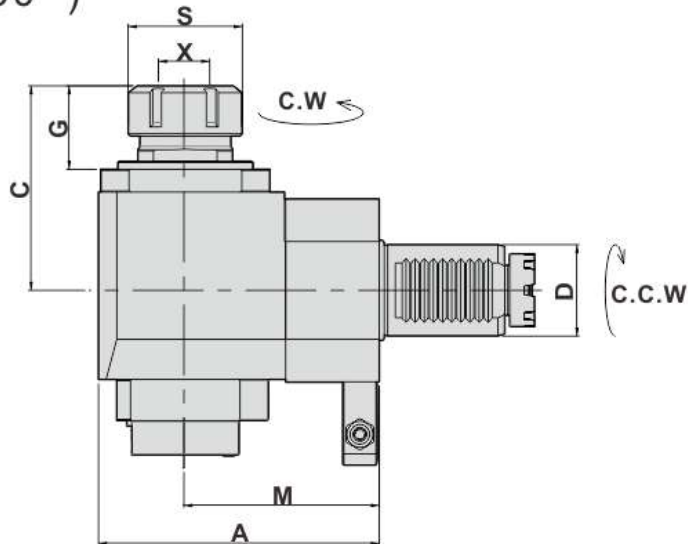
DIMENSIONS

D DIN 69880	X Capacity	S	Maximum R.P.M	i	A	B	C	E	F	G	M	Code No.	Order No.	(Kg) Weight
40	1-13 ER20	35	3000	1:1	127	80	62	92.8	42	49.5	90	240408-000	SHTBR40MT2090	6.9
												240428-000	SHTBL40MT2090	

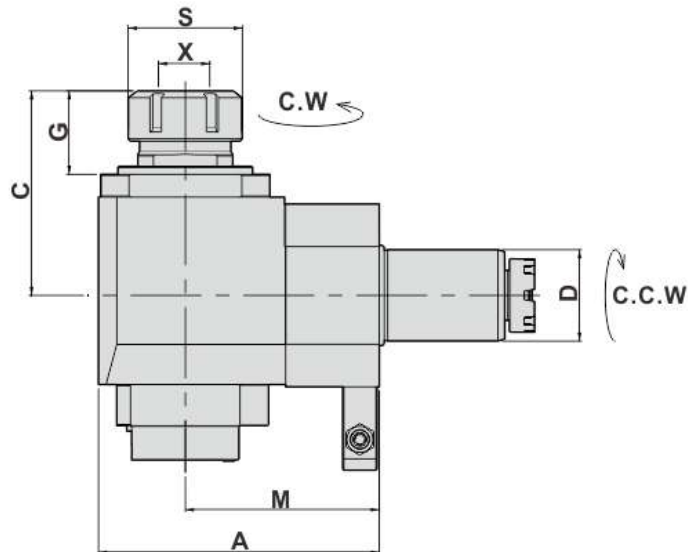
RADIAL DRILLING AND MILLING HEAD

徑向鑽銑刀座 (90°)

MODE : FL
LEFT-HAND



MODE : FR
RIGHT-HAND



- To be used for collet DIN 6499
- Internal coolant supply: 50bar 中心出水
- Collet is not included

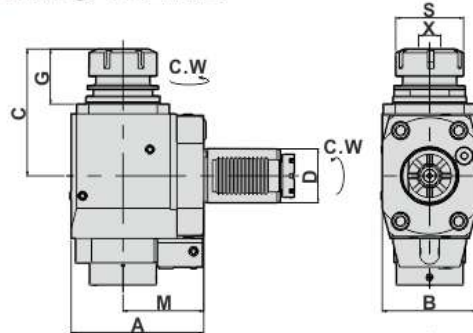
DIMENSIONS

D DIN 69880	X Capacity	S	Maximum R.P.M	i	A	B	C	G	M	Code No.	Order No.	(Kg) Weight
40	2-20 ER32	50	5000	1:1	103	76	89.5	36.5	65	240446-000	CWFR40MT3265	6.2
										240466-000	CWFL40MT3265	
40	2-20 ER32	50	5000	1:1	123	76	89.5	36.5	85	240454-000	CWFR40MT3285	6.8
										240474-000	CWFL40MT3285	
40	2-20 ER32	50	5000	1:1	138	76	89.5	36.5	100	240458-000	CWFR40MT32100	7.8
										240478-000	CWFL40MT32100	

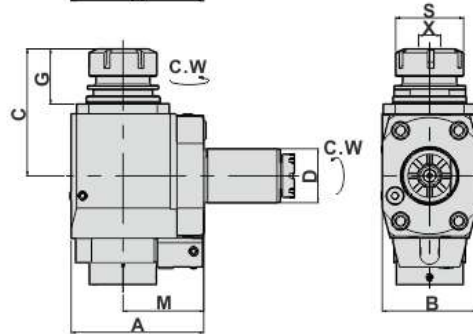
RADIAL MILLING AND DRILLING HEAD

徑向鑽銑刀座 (90°)

MODE : FL
LEFT-HAND



MODE : FR
RIGHT-HAND



- To be used for collet DIN 6499
- Internal coolant supply:50bar 中心出水
- Collet is not included

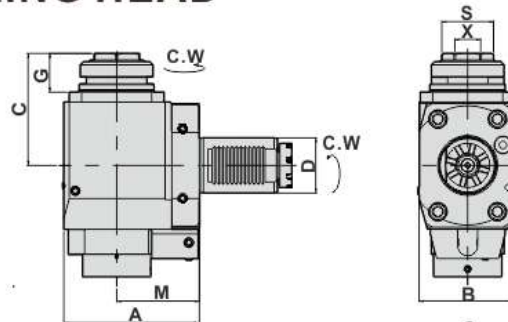
DIMENSIONS

D DIN 69880	X Capacity	S	Maximum R.P.M	i	A	B	C	G	M	Code No.	Order No.	(Kg) Weight
50	3-26 ER40	63	5000	1:1	123	88	118	51	75	250486-000	CWNFR50MT4075	12.3
										2504106000	CWNFL50MT4075	

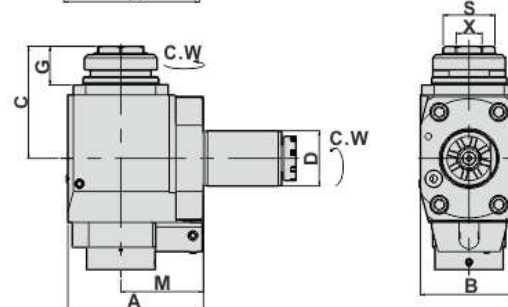
RADIAL MILLING AND DRILLING HEAD

徑向鑽銑刀座 (90°)

MODE : FL
LEFT-HAND



MODE : FR
RIGHT-HAND



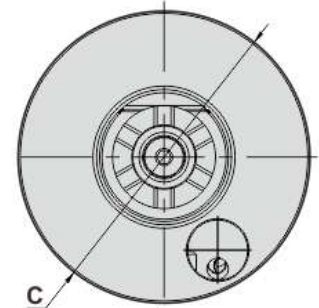
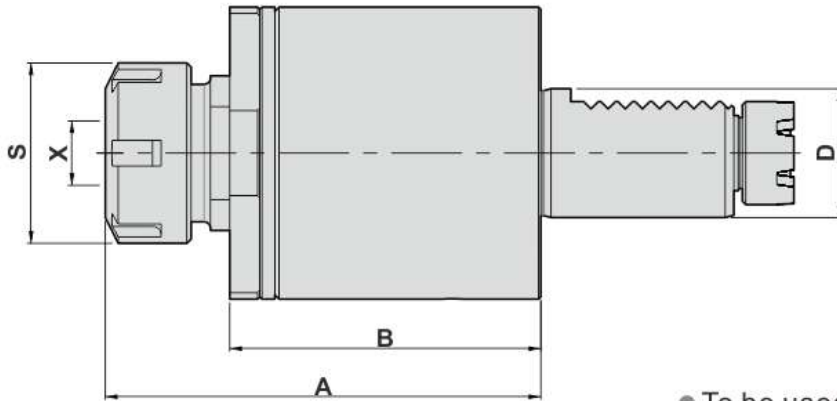
- To be used for collet DIN 6499
- Internal coolant supply:50bar 中心出水
- Collet is not included

DIMENSIONS

D DIN 69880	X Capacity	S	Maximum R.P.M	i	A	B	C	G	M	Code No.	Order No.	(Kg) Weight
50	3-26 ER40	47	5000	1:1	123	88	102	35	75	250494-000	CWNFR50MT40A75	12
										2504114000	CWNFL50MT40A75	

AXIAL MILLING AND DRILLING HEAD

軸向鑽銑刀座 (0°)



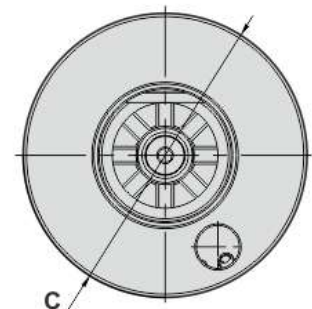
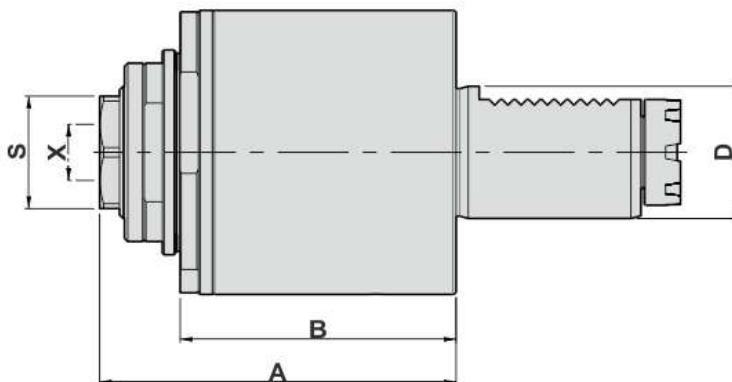
- To be used for collet DIN 6499
- Internal coolant supply: 15bar 中心出水
- Collet is not included

DIMENSIONS

D DIN 69880	X Capacity	S	Maximum R.P.M	i	A	B	C	Code No.	Order No.	(Kg) Weight
30	1-16 ER25	42	6000	1:1	101.5	72.5	68	130407-000	CWDA30MT25	2.4
40	2-20 ER32	50	6000	1:1	122	83.6	86	140407-000	CWDA40MT32	4.3
50	3-26 ER40	63	6000	1:1	134	94.5	96	150407-000	CWDA50MT40	6.4
60	10-34 ER50	78	6000	1:1	143	90	116	160407-000	CWDA60MT50	9.2

AXIAL MILLING AND DRILLING HEAD

軸向鑽銑刀座 (0°)



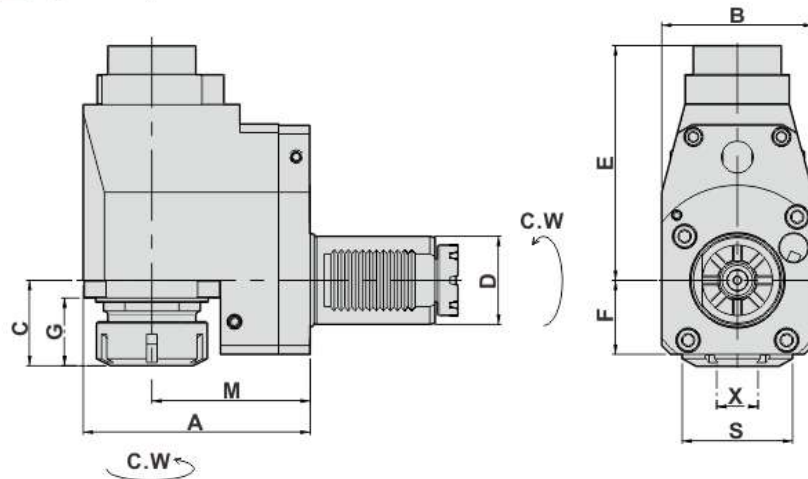
- To be used for collet DIN 6499
- Internal coolant supply: 15bar 中心出水
- Collet is not included

DIMENSIONS

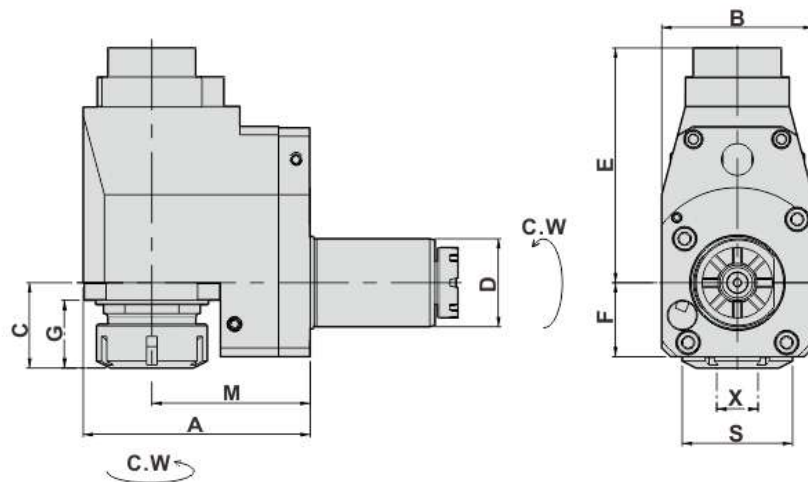
D DIN 69880	X Capacity	S	Maximum R.P.M	i	A	B	C	Code No.	Order No.	(Kg) Weight
40	2-20 ER32	38	6000	1:1	108	84	86	140420-000	CWDA40MT32A	4.1
50	3-26 ER40	47	6000	1:1	120.5	94.5	96	150420-000	CWDA50MT40A	5.8

RADIAL MILLING AND DRILLING HEAD OFFSET 徑向鑽銑刀座-後縮型 (90°)

MODE : BR
RIGHT-HAND



MODE : BL
LEFT-HAND

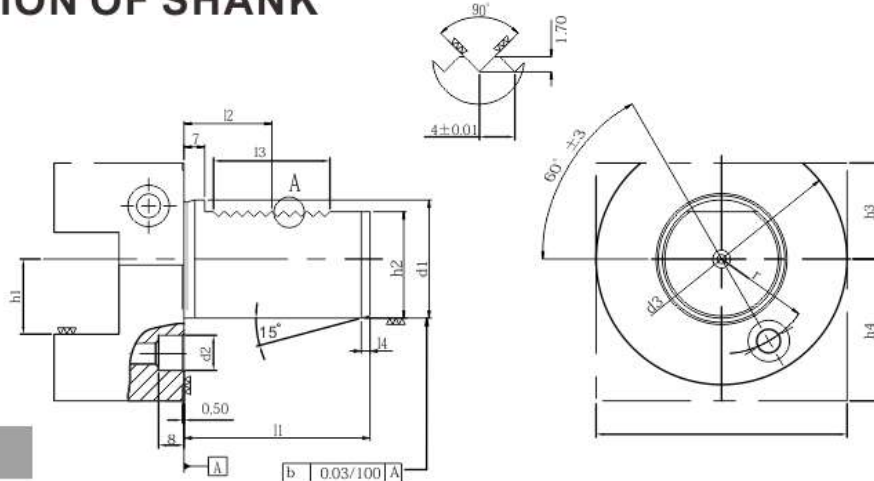


- To be used for collet DIN 6499
- Internal coolant supply:50bar 中心出水
- Collet is not included

DIMENSIONS

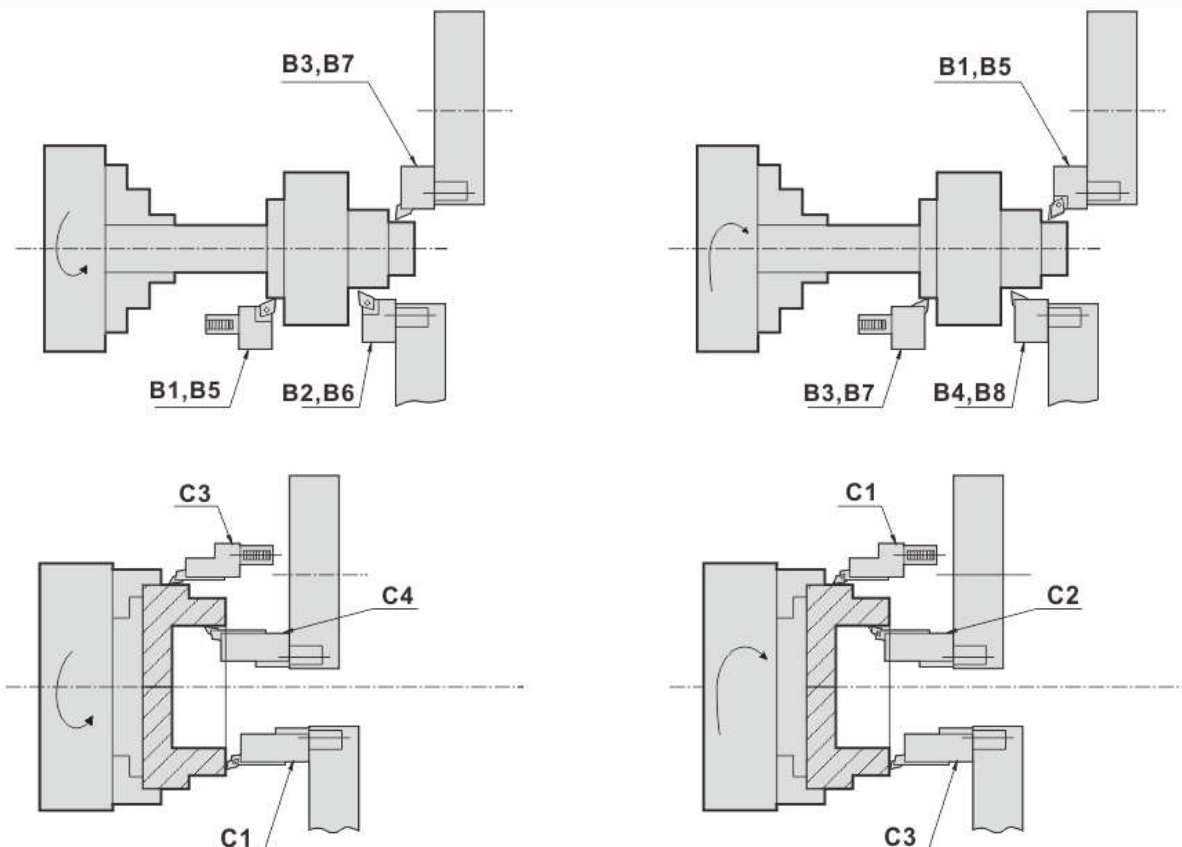
D DIN 69880	X Capacity	S	i	Maximum R.P.M	A	B	C	E	F	G	M	Code No.	Order No.	(Kg) Weight
30	1-16 ER25	42	1:1	5000	95.5	60	43	98	31.5	29.5	72	230406-000	CWBR30MT2572	4.2
40	2-20 ER32	50	1:1	5000	128	80	47	130	42	35.5	90	240406-000	CWBR40MT3290	9.1
												240426-000	CWBL40MT3290	
50	3-26 ER40	63	1:1	5000	129	86	48.5	133	42	38.5	90	250406-000	CWBR50MT4090	10.6
60	10-34 ER50	78	1:1	5000	154	104	71.5	152	54	50	106	260406-000	CWBR60MT50106	17.4
												260426-000	CWBL60MT50106	

VDI DIMENSIONAL SPECIFICATION OF SHANK

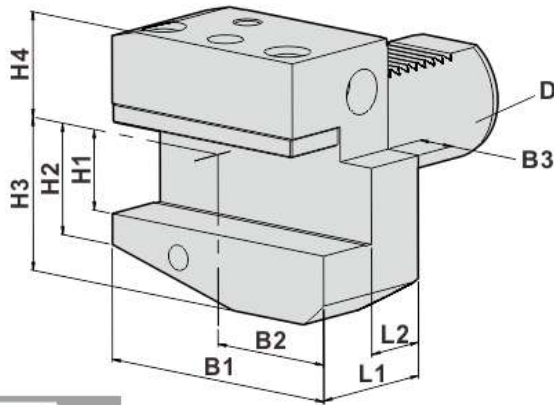


DIMENSIONS

d_1 h6	l_1 ± 0.3	d_2	d_3	h_1 max	h_2 ± 0.1	l_2 ± 0.05	l_3 min	l_4 +1	r ± 0.02
20	40	10 H6	50	16	18	21.7	24	2	18
30	55	14 H9	68	20	27	29.7	40	2	25
40	63	14 H9	83	25	36	29.7	40	3	32
50	78	16 H9	98	32	45	35.7	48	3	37
60	94	16 H9	123	32	55	43.7	56	4	48



DIN 69880 STATIC HOLDER

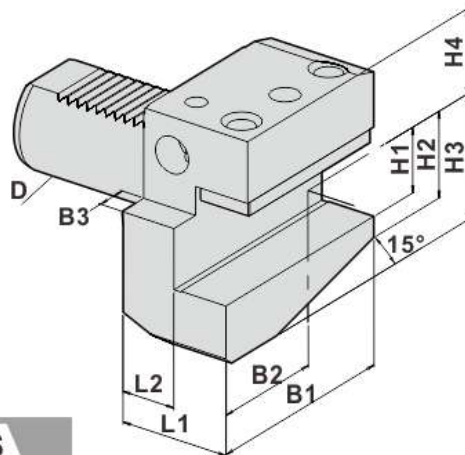


B1

- Right-hand
- Short
- External Coolant Supply

DIMENSIONS

D	B1	B2	B3	H1	H2	H3	H4	L1	L2	Code No.	Order No.	(Kg) Weight
20	55	30	7	5/8" (inch)	19	30	25	30	16	4D1501-000	B1-20x5/8"	0.6
				16 (mm)						404501-000	B1-20x16	
30	70	35	10	3/4" (inch)	26	38	28	40	22	4E1501-000	B1-30x3/4"	1.3
				20 (mm)						405501-000	B1-30x20	
40	85	42.5	12.5	1" (inch)	35	48	32.5	44	22	4F1501-000	B1-40x1"	2.2
				25 (mm)						406501-000	B1-40x25	
50	100	50	16	1-1/4" (inch)	42	60	35	55	30	4G1501-000	B1-50x1-1/4"	3.9
				32 (mm)						407501-000	B1-50x32	
60	125	62.5	16	1-1/4" (inch)	46	62.5	42.5	60	30	4G1513-000	B1-60x1-1/4"	6
				32 (mm)						407513-000	B1-60x32	



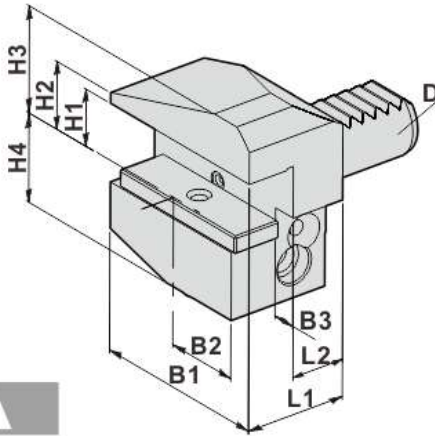
B2

- Left-hand
- Short
- External Coolant Supply

DIMENSIONS

D	B1	B2	B3	H1	H2	H3	H4	L1	L2	Code No.	Order No.	(Kg) Weight
20	55	30	7	5/8" (inch)	19	30	25	30	16	5D1501-000	B2-20x5/8"	0.6
				16 (mm)						504501-000	B2-20x16	
30	70	35	10	3/4" (inch)	26	38	28	40	22	5E1501-000	B2-30x3/4"	1.3
				20 (mm)						505501-000	B2-30x20	
30	70	35	10	3/4" (inch)	26	38	28	100	82	5E1507-000	B2-30-F3/4"-100L	3.1
				20 (mm)						505507-000	B2-30-F20-100L	
40	85	42.5	12.5	1" (inch)	35	48	32.5	44	22	5F1501-000	B2-40x1"	2.2
				25 (mm)						506501-000	B2-40x25	
50	100	50	16	1-1/4" (inch)	42	60	35	55	30	5G1501-000	B2-50x1-1/4"	3.9
				32 (mm)						507501-000	B2-50x32	
60	125	62.5	16	1-1/4" (inch)	46	62.5	42.5	60	30	5G1507-000	B2-60x1-1/4"	6
				32 (mm)						507507-000	B2-60x32	

DIN 69880 STATIC HOLDER

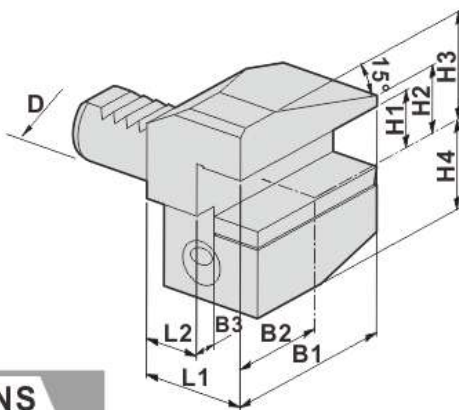


B3

- Right-hand
- Short
- External Coolant Supply

DIMENSIONS

D	B1	B2	B3	H1	H2	H3	H4	L1	L2	Code No.	Order No.	(Kg) Weight
20	55	30	7	5/8" (inch)	19	30	25	30	16	4D1502-000	B3-20x5/8"	0.6
				16 (mm)						404502-000	B3-20x16	
30	70	35	10	3/4" (inch)	22	38	35	40	22	4E1502-000	B3-30x3/4"	1.3
				20 (mm)						405502-000	B3-30x20	
30	85	30	12.5	1" (inch)	31.5	47.5	35.5	45	23	4F1515-000	B3-30xC1"	2
				25 (mm)						406515-000	B3-30xC25	
40	85	42.5	12.5	1" (inch)	30	48	42.5	44	22	4F1502-000	B3-40x1"	2.2
				25 (mm)						406502-000	B3-40x25	
50	100	50	16	1-1/4" (inch)	35	60	50	55	30	4G1502-000	B3-50x1-1/4"	3.9
				32 (mm)						407502-000	B3-50x32	
60	125	62.5	16	1-1/4" (inch)	42.5	62.5	62.5	60	30	4G1514-000	B3-60x1-1/4"	6
				32 (mm)						407514-000	B3-60x32	
60	135	55	21	32 (mm)	42.5	62.5	62.5	140	110	407526-000	B3-60x32-140L	16.5



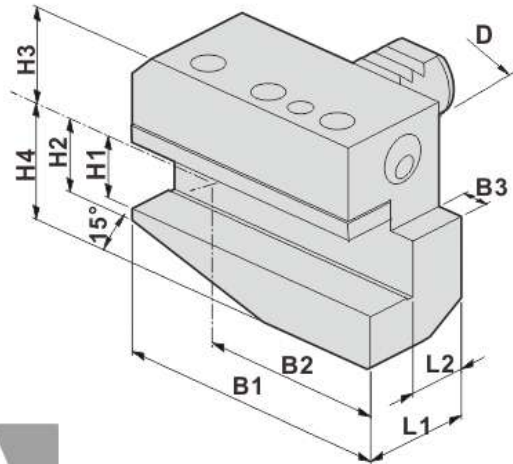
B4

- Left-hand
- Short
- External Coolant Supply

DIMENSIONS

D	B1	B2	B3	H1	H2	H3	H4	L1	L2	Code No.	Order No.	(Kg) Weight
20	55	30	7	5/8" (inch)	19	30	25	30	16	5D1502-000	B4-20x5/8"	0.6
				16 (mm)						504502-000	B4-20x16	
30	70	35	10	3/4" (inch)	22	38	35	40	22	5E1502-000	B4-30x3/4"	1.3
				20 (mm)						505502-000	B4-30x20	
40	85	42.5	12.5	1" (inch)	30	48	42.5	44	22	5F1502-000	B4-40x1"	2.2
				25 (mm)						506502-000	B4-40x25	
40	85	42.5	12.5	1" (inch)	30	48	42.5	55	30	5F1508-000	B4-40-F1"-55L	2.8
				25 (mm)						506508-000	B4-40-F25-55L	
50	100	50	16	1-1/4" (inch)	35	60	50	55	30	5G1502-000	B4-50x1-1/4"	3.9
				32 (mm)						507502-000	B4-50x32	
60	125	62.5	16	1-1/4" (inch)	42.5	62.5	62.5	60	30	5G1508-000	B4-60x1-1/4"	6
				32 (mm)						507508-000	B4-60x32	

DIN 69880 STATIC HOLDER

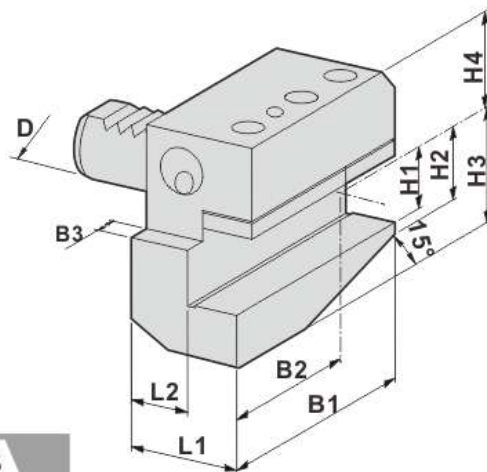


B5

- Right-hand
- Long
- External Coolant Supply

DIMENSIONS

D	B1	B2	B3	H1	H2	H3	H4	L1	L2	Code No.	Order No.	(Kg) Weight
20	75	50	7	5/8" (inch)	19	30	25	30	16	4D1503-000	B5-20x5/8"	0.8
				16 (mm)						404503-000	B5-20x16	
30	100	65	10	3/4" (inch)	26	38	28	40	22	4E1503-000	B5-30x3/4"	1.8
				20 (mm)						405503-000	B5-30x20	
40	118	76	12.5	1" (inch)	35	48	32.5	44	22	4F1503-000	B5-40x1"	2.9
				25 (mm)						406503-000	B5-40x25	
50	130	80	16	1-1/4" (inch)	42	60	35	55	30	4G1503-000	B5-50x1-1/4"	5
				32 (mm)						407503-000	B5-50x32	
60	145	83	16	1-1/4" (inch)	46	62.5	42.5	60	30	4G1515-000	B5-60x1-1/4"	7
				32 (mm)						407515-000	B5-60x32	



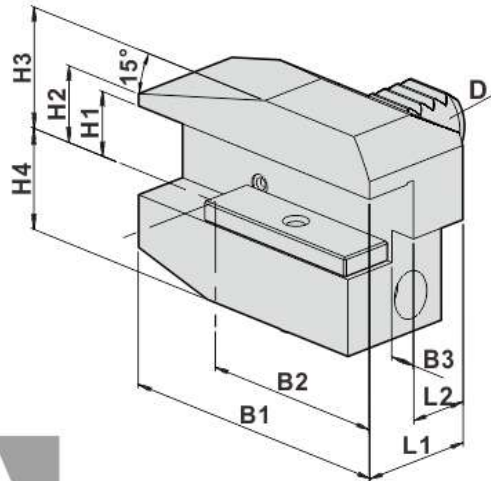
B6

- Left-hand
- Long
- External Coolant Supply

DIMENSIONS

D	B1	B2	B3	H1	H2	H3	H4	L1	L2	Code No.	Order No.	(Kg) Weight
20	75	50	7	5/8" (inch)	19	30	25	30	16	5D1503-000	B6-20x5/8"	0.8
				16 (mm)						504503-000	B6-20x16	
30	100	65	10	3/4" (inch)	26	38	28	40	22	5E1503-000	B6-30x3/4"	1.8
				20 (mm)						505503-000	B6-30x20	
40	118	76	12.5	1" (inch)	35	48	32.5	44	22	5F1503-000	B6-40x1"	2.9
				25 (mm)						506503-000	B6-40x25	
50	130	80	16	1-1/4" (inch)	42	60	35	55	30	5G1503-000	B6-50x1-1/4"	5
				32 (mm)						507503-000	B6-50x32	
60	145	83	16	1-1/4" (inch)	46	62.5	42.5	60	30	5G1509-000	B6-60x1-1/4"	7
				32 (mm)						507509-000	B6-60x32	

DIN 69880 STATIC HOLDER

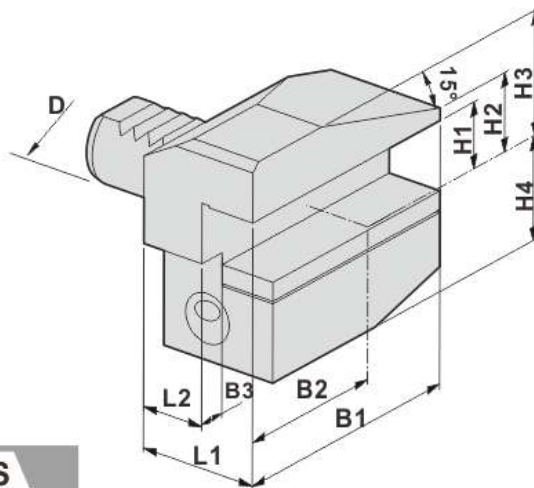


B7

- Right-hand
- Long
- External Coolant Supply

DIMENSIONS

D	B1	B2	B3	H1	H2	H3	H4	L1	L2	Code No.	Order No.	(Kg) Weight
20	75	50	7	5/8" (inch)	19	30	25	30	16	4D1504-000	B7-20x5/8"	0.8
				16 (mm)						404504-000	B7-20x16	
30	100	65	10	3/4" (inch)	22	38	35	40	22	4E1504-000	B7-30x3/4"	1.8
				20 (mm)						405504-000	B7-30x20	
40	118	75.5	12.5	1" (inch)	30	48	42.5	44	22	4F1504-000	B7-40x1"	3.2
				25 (mm)						406504-000	B7-40x25	
50	130	80	16	1-1/4" (inch)	35	60	50	55	30	4G1504-000	B7-50x1-1/4"	5.5
				32 (mm)						407504-000	B7-50x32	
60	145	82.5	16	1-1/4" (inch)	42.5	62.5	62.5	60	30	4G1516-000	B7-60x1-1/4"	8
				32 (mm)						407516-000	B7-60x32	



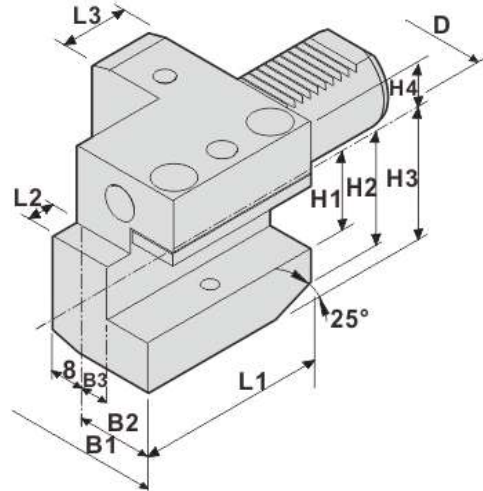
B8

- Left-hand
- Long
- External Coolant Supply

DIMENSIONS

D	B1	B2	B3	H1	H2	H3	H4	L1	L2	Code No.	Order No.	(Kg) Weight
20	75	50	7	5/8" (inch)	19	30	25	30	16	5D1504-000	B8-20x5/8"	0.8
				16 (mm)						504504-000	B8-20x16	
30	100	65	10	3/4" (inch)	22	38	35	40	22	5E1504-000	B8-30x3/4"	1.8
				20 (mm)						505504-000	B8-30x20	
40	118	75.5	12.5	1" (inch)	30	48	42.5	44	22	5F1504-000	B8-40x1"	3.2
				25 (mm)						506504-000	B8-40x25	
50	130	80	16	1-1/4" (inch)	35	60	50	55	30	5G1504-000	B8-50x1-1/4"	5.5
				32 (mm)						507504-000	B8-50x32	
60	145	82.5	16	1-1/4" (inch)	42.5	62.5	62.5	60	30	5G1510-000	B8-60x1-1/4"	8
				32 (mm)						507510-000	B8-60x32	

DIN 69880 STATIC HOLDER

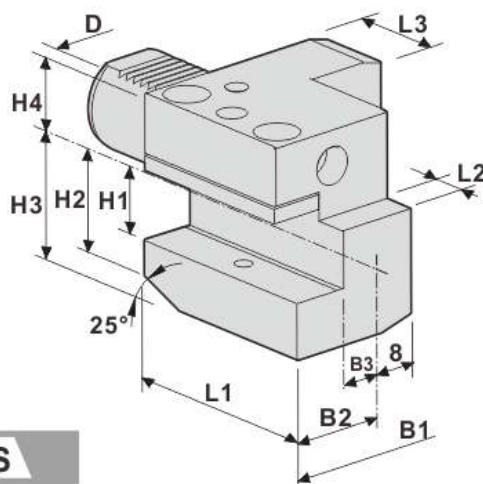


C1

- Right-hand
- External Coolant Supply

DIMENSIONS

D	B1	B2	B3	H1	H2	H3	H4	L1	L2	L3	Code No.	Order No.	(Kg) Weight
20	65	40	26	5/8" (inch)	23	30	25	50	7	30	5D1505-000	C1-20x5/8"	1
				16 (mm)							504505-000	C1-20x16	
30	70	35	17	3/4" (inch)	28	38	28	70	10	30	5E1505-000	C1-30x3/4"	1.8
				20 (mm)							505505-000	C1-30x20	
40	85	42.5	21	1" (inch)	-	48	32.5	85	12.5	30	5F1505-000	C1-40x1"	3.6
				25 (mm)							506505-000	C1-40x25	
50	100	50	26	1-1/4" (inch)	-	60	35	100	16	40	5G1505-000	C1-50x1-1/4"	5.5
				32 (mm)							507505-000	C1-50x32	
60	125	62.5	33	1-1/4" (inch)	-	62.5	42.5	125	16	40	5G1511-000	C1-60x1-1/4"	10
				32 (mm)							507511-000	C1-60x32	



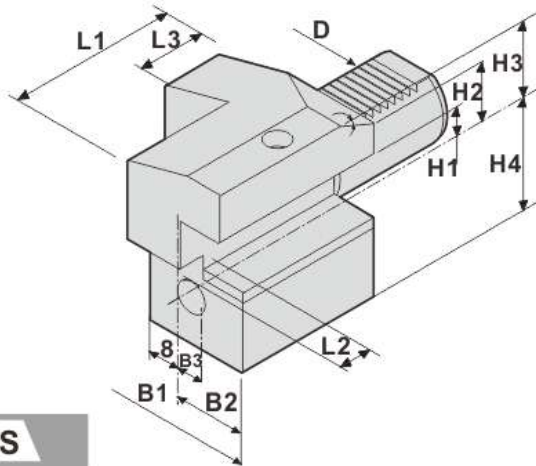
C2

- Left-hand
- External Coolant Supply

DIMENSIONS

D	B1	B2	B3	H1	H2	H3	H4	L1	L2	L3	Code No.	Order No.	(Kg) Weight
20	65	40	26	5/8" (inch)	23	30	25	50	7	30	4D1505-000	C2-20x5/8"	1
				16 (mm)							404505-000	C2-20x16	
30	76	41	23	3/4" (inch)	28	38	28	70	10	30	4E1505-000	C2-30x3/4"	1.8
				20 (mm)							405505-000	C2-30x20	
40	90	47.5	25.5	1" (inch)	-	48	32.5	85	12.5	30	4F1505-000	C2-40x1"	3.6
				25 (mm)							406505-000	C2-40x25	
40	140.5	98	76	1" (inch)	40	48	36.5	85	12.5	30	4F1518-000	C2-40xC1"-76L	6.3
				25 (mm)							406518-000	C2-40xC25-76L	
50	105	55	30.5	1-1/4" (inch)	-	60	35	100	16	40	4G1505-000	C2-50x1-1/4"	6
				32 (mm)							407505-000	C2-50x32	
60	125	62.5	33	1-1/4" (inch)	-	62.5	42.5	125	16	40	4G1517-000	C2-60x1-1/4"	10
				32 (mm)							407517-000	C2-60x32	

DIN 69880 STATIC HOLDER

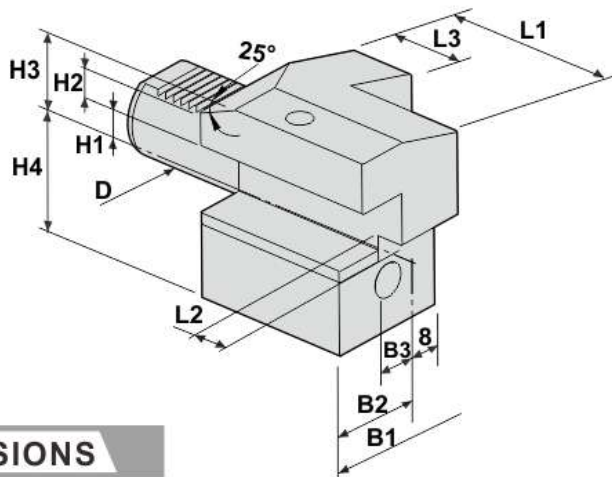


C3

- Right-hand
- External Coolant Supply

DIMENSIONS

D	B1	B2	B3	H1	H2	H3	H4	L1	L2	L3	Code No.	Order No.	(Kg) Weight
20	65	40	26	5/8" (inch)	23	30	25	50	7	30	5D1506-000	C3-20x5/8"	1
				16 (mm)							504506-000	C3-20x16	
30	70	35	17	3/4" (inch)	28	38	35	70	10	30	5E1506-000	C3-30x3/4"	1.8
				20 (mm)							505506-000	C3-30x20	
40	85	42.5	21	1" (inch)	-	48	42.5	85	12.5	30	5F1506-000	C3-40x1"	3.6
				25 (mm)							506506-000	C3-40x25	
40	145.5	98	76	1" (inch)	35	48	42.5	85	12.5	30	5F1518-000	C3-40xF1"-76	6.3
				25 (mm)							506518-000	C3-40xF25-76	
50	100	50	26	1-1/4" (inch)	-	60	50	100	16	40	5G1506-000	C3-50x1-1/4"	6
				32 (mm)							507506-000	C3-50x32	
60	125	62.5	33	1-1/4" (inch)	-	62.5	62.5	125	16	40	5G1512-000	C3-60x1-1/4"	10
				32 (mm)							507512-000	C3-60x32	



C4

- Left-hand
- External Coolant Supply

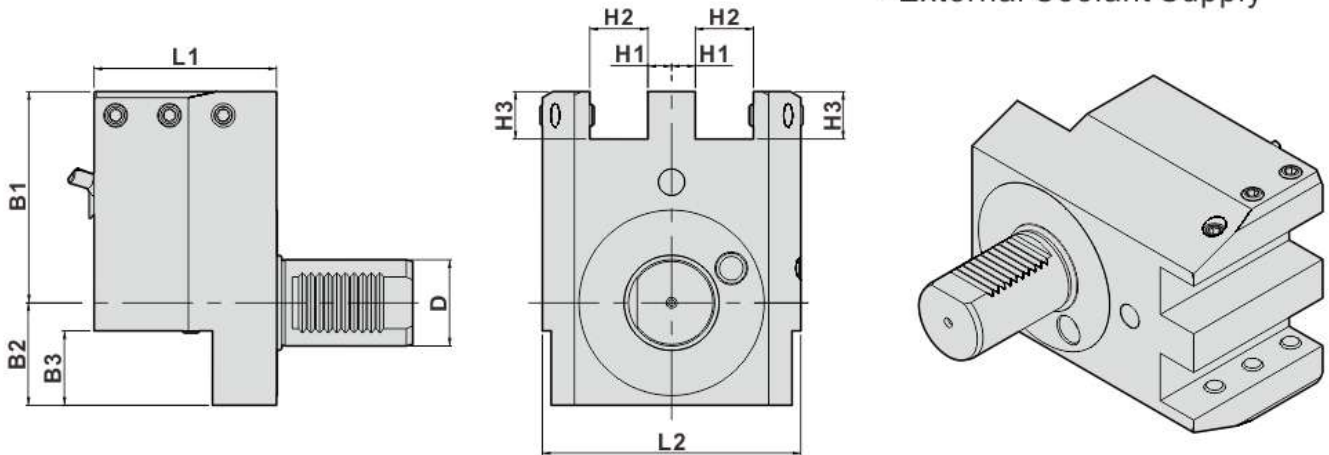
DIMENSIONS

D	B1	B2	B3	H1	H2	H3	H4	L1	L2	L3	Code No.	Order No.	(Kg) Weight
20	65	40	26	5/8" (inch)	23	30	25	50	7	30	4D1506-000	C4-20x5/8"	1
				16 (mm)							404506-000	C4-20x16	
30	76	41	23	3/4" (inch)	28	38	35	70	10	30	4E1506-000	C4-30x3/4"	1.8
				20 (mm)							405506-000	C4-30x20	
40	90	47.5	25.5	1" (inch)	-	48	42.5	85	12.5	30	4F1506-000	C4-40x1"	3.6
				25 (mm)							406506-000	C4-40x25	
50	105	55	30.5	1-1/4" (inch)	-	60	50	100	16	40	4G1506-000	C4-50x1-1/4"	6.3
				32 (mm)							407506-000	C4-50x32	
60	125	62.5	33	1-1/4" (inch)	-	62.5	62.5	125	16	40	4G1518-000	C4-60x1-1/4"	10
				32 (mm)							407518-000	C4-60x32	

DIN 69880 STATIC HOLDER

C4

- Right-hand
- External Coolant Supply

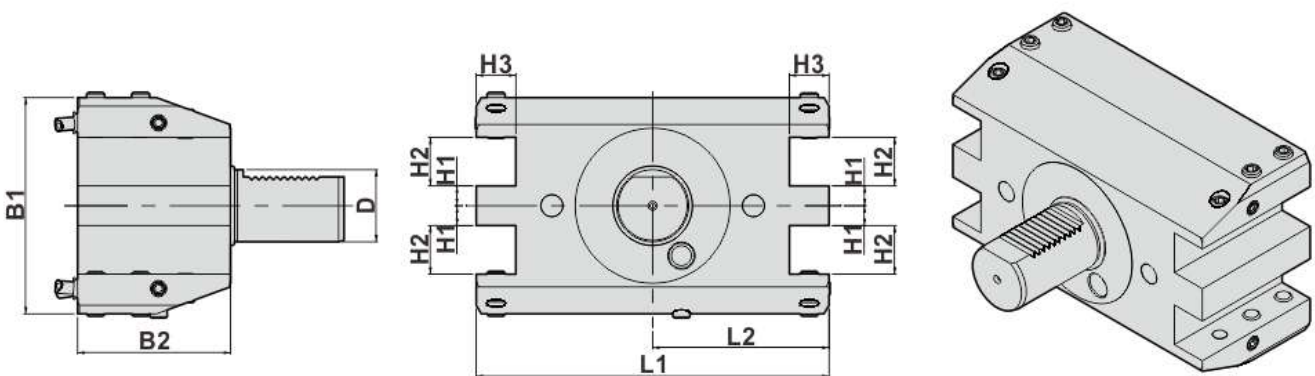


DIMENSIONS

D	B1	B2	B3	H1	H2	H3	L1	L2	Code No.	Order No.	(Kg) Weight
40	98	47.5	34.5	11	27	22	85	120	406520-000	C4-40-25x2-76	9

C4

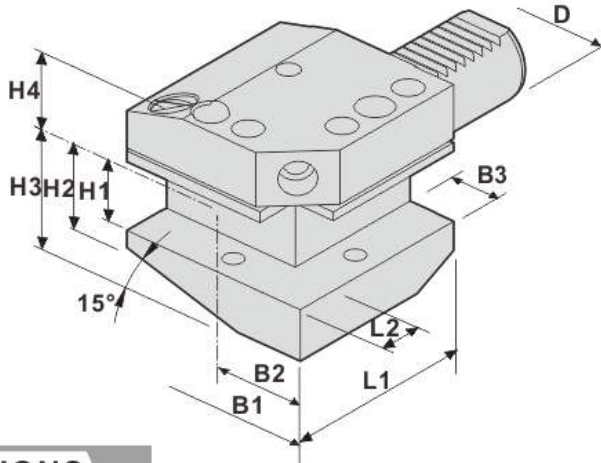
- Right-hand
- External Coolant Supply



DIMENSIONS

D	B1	B2	H1	H2	H3	L1	L2	Code No.	Order No.	(Kg) Weight
40	120	85	11	27	22	196	98	406521-000	C4-40-25x4-76	13.8

DIN 69880 COMBINED STATIC HOLDER

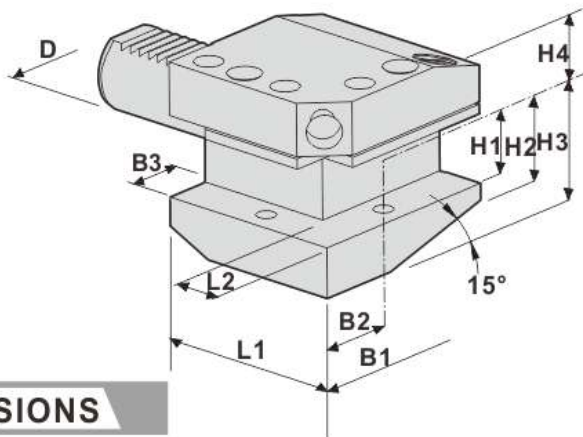


CB1

- Right-hand
- External Coolant Supply

DIMENSIONS

D	B1	B2	B3	H1	H2	H3	H4	L1	L2	Code No.	Order No.	(Kg) Weight
20	65	40	14	5/8" (inch)	19	30	25	50	14	4D1507-000	CB1-20x5/8"	1.1
				16 (mm)						404507-000	CB1-20x16	
30	74	40	18	3/4" (inch)	26	38	28	70	18	4E1507-000	CB1-30x3/4"	2.2
				20 (mm)						405507-000	CB1-30x20	
40	85	45	22	1" (inch)	35	47.5	42.5	100	22	4F1507-000	CB1-40x1"	5.3
				25 (mm)						406507-000	CB1-40x25	
50	105	55	25	1-1/4" (inch)	42	60	35	120	25	4G1507-000	CB1-50x1-1/4"	7.8
				32 (mm)						407507-000	CB1-50x32	
60	125	62.5	30	1-1/4" (inch)	46	62.5	62.5	135	30	4G1519-000	CB1-60x1-1/4"	15
				32 (mm)						407519-000	CB1-60x32	



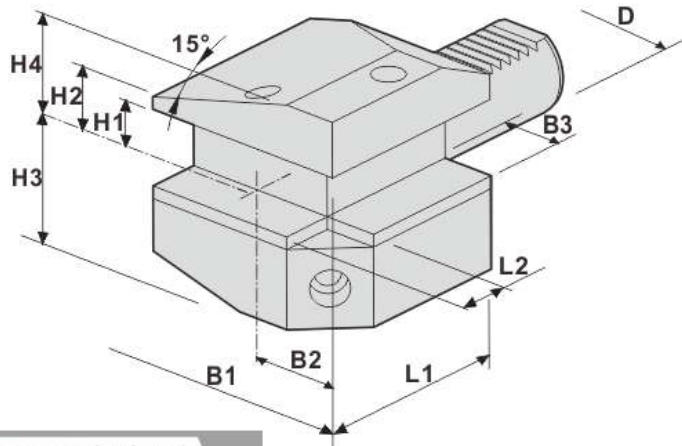
CB2

- Left-hand
- External Coolant Supply

DIMENSIONS

D	B1	B2	B3	H1	H2	H3	H4	L1	L2	Code No.	Order No.	(Kg) Weight
20	65	40	14	5/8" (inch)	19	30	25	50	14	4D1508-000	CB2-20x5/8"	1.1
				16 (mm)						404508-000	CB2-20x16	
30	74	40	18	3/4" (inch)	26	38	28	70	18	4E1508-000	CB2-30x3/4"	2.2
				20 (mm)						405508-000	CB2-30x20	
40	85	47	22	1" (inch)	35	47.5	42.5	100	22	4F1508-000	CB2-40x1"	5.3
				25 (mm)						406508-000	CB2-40x25	
50	105	55	25	1-1/4" (inch)	42	60	35	120	25	4G1508-000	CB2-50x1-1/4"	7.8
				32 (mm)						407508-000	CB2-50x32	
60	125	62.5	30	1-1/4" (inch)	46	62.5	62.5	135	30	4G1520-000	CB2-60x1-1/4"	15
				32 (mm)						407520-000	CB2-60x32	

DIN 69880 COMBINED STATIC HOLDER

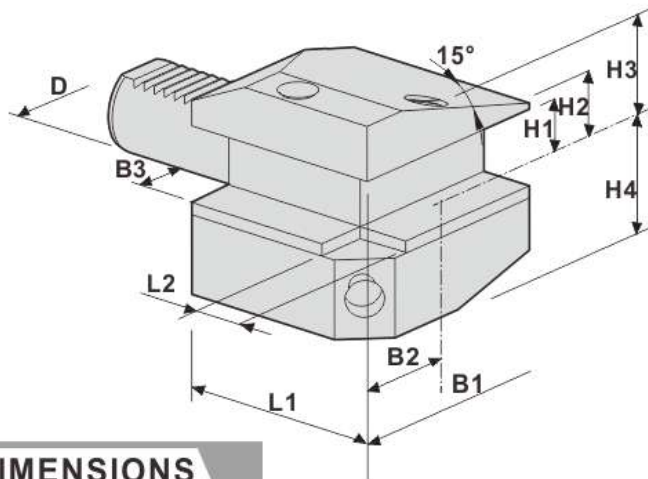


CB3

- Right-hand
- External Coolant Supply

DIMENSIONS

D	B1	B2	B3	H1	H2	H3	H4	L1	L2	Code No.	Order No.	(Kg) Weight
20	65	40	14	5/8" (inch)	19	25	30	50	14	4D1509-000	CB3-20x5/8"	1.1
				16 (mm)						404509-000	CB3-20x16	
30	74	40	18	3/4" (inch)	22	38	28	70	18	4E1509-000	CB3-30x3/4"	2.2
				20 (mm)						405509-000	CB3-30x20	
40	85	45	22	1" (inch)	30	42.5	47.5	100	22	4F1509-000	CB3-40x1"	5.3
				25 (mm)						406509-000	CB3-40x25	
50	105	55	25	1-1/4" (inch)	35	50	60	120	25	4G1509-000	CB3-50x1-1/4"	7.8
				32 (mm)						407509-000	CB3-50x32	
60	125	62.5	30	1-1/4" (inch)	42.5	62.5	62.5	135	30	4G1521-000	CB3-60x1-1/4"	15
				32 (mm)						407521-000	CB3-60x32	



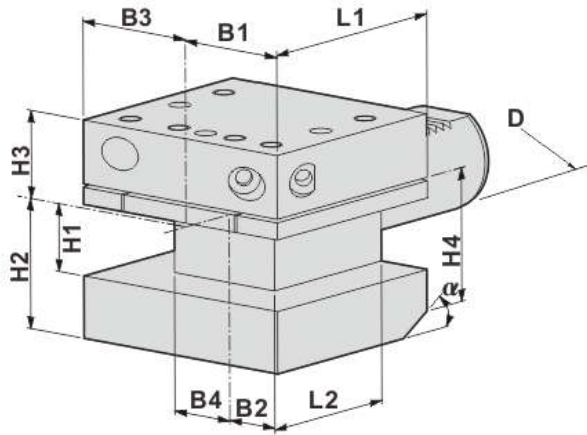
CB4

- Left-hand
- External Coolant Supply

DIMENSIONS

D	B1	B2	B3	H1	H2	H3	H4	L1	L2	Code No.	Order No.	(Kg) Weight
20	65	40	14	5/8" (inch)	19	30	25	50	14	4D1510-000	CB4-20x5/8"	1.1
				16 (mm)						404510-000	CB4-20x16	
30	74	40	18	3/4" (inch)	22	28	38	70	18	4E1510-000	CB4-30x3/4"	2.2
				20 (mm)						405510-000	CB4-30x20	
40	85	47	22	1" (inch)	30	47.5	42.5	100	22	4F1510-000	CB4-40x1"	5.3
				25 (mm)						406510-000	CB4-40x25	
50	105	55	25	1-1/4" (inch)	35	60	50	120	25	4G1510-000	CB4-50x1-1/4"	7.8
				32 (mm)						407510-000	CB4-50x32	
60	125	62.5	30	1-1/4" (inch)	42.5	62.5	62.5	135	30	4G1522-000	CB4-60x1-1/4"	15
				32 (mm)						407522-000	CB4-60x32	

DIN 69880 COMBINED STATIC HOLDER

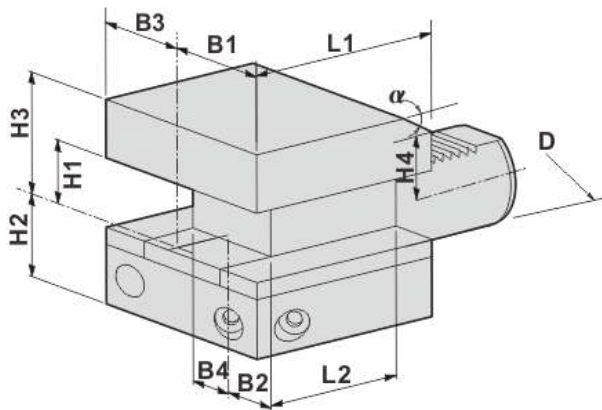


D1

- Right-hand
- External Coolant Supply

DIMENSIONS

D	B1	B2	B3	B4	H1	H2	H3	H4	L1	L2	α	Code No.	Order No.	(Kg) Weight
30	35	17	41	23	3/4" (inch)	38	35	30	60	42	25°	4E1511-000	D1-30x3/4"	2.3
					20 (mm)							405511-000	D1-30x20	
30	35	17	41	23	3/4" (inch)	38	32.5	40	90	72	15°	4E1515-000	D1-30-C3/4"x3-90	3.2
					20 (mm)							405515-000	D1-30-C20x3-90	
40	42.5	21	47.5	25.5	1" (inch)	48	32.5	37	72	50	25°	4F1511-000	D1-40x1"	4.1
					25 (mm)							406511-000	D1-40x25	
50	50	26	55	30.5	1-1/4" (inch)	60	50	-	85	60	-	4G1511-000	D1-50x1-1/4"	7.5
					32 (mm)							407511-000	D1-50x32	
60	57.5	32.5	57.5	32.5	1-1/4" (inch)	63.5	41.5	-	110	85	-	4G1523-000	D1-60x1-1/4"	10.3
					32 (mm)							407523-000	D1-60x32	



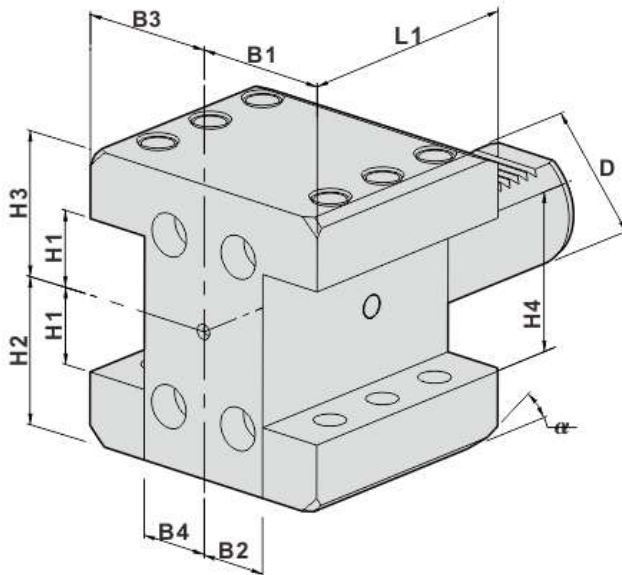
D2

- Left-hand
- External Coolant Supply

DIMENSIONS

D	B1	B2	B3	B4	H1	H2	H3	H4	L1	L2	α	Code No.	Order No.	(Kg) Weight
30	35	17	41	23	3/4" (inch)	38	35	30	60	42	25°	4E1512-000	D2-30x3/4"	2.3
					20 (mm)							405512-000	D2-30x20	
30	35	17	41	23	20 (mm)	32.5	38	40	90	72	15°	405529-000	D2-30-C20x3-90	3.2
40	42.5	21	47.5	25.5	1" (inch)	48	42.5	40	72	50	25°	4F1512-000	D2-40x1"	4.1
					25 (mm)							406512-000	D2-40x25	
50	50	26	55	30.5	1-1/4" (inch)	60	50	-	85	60	-	4G1512-000	D2-50x1-1/4"	7.5
					32 (mm)							407512-000	D2-50x32	
60	57.5	32.5	57.5	32.5	1-1/4" (inch)	41.5	63.5	-	110	85	-	4G1524-000	D2-60x1-1/4"	10.3
					32 (mm)							407524-000	D2-60x32	

DIN 69880 COMBINED STATIC HOLDER

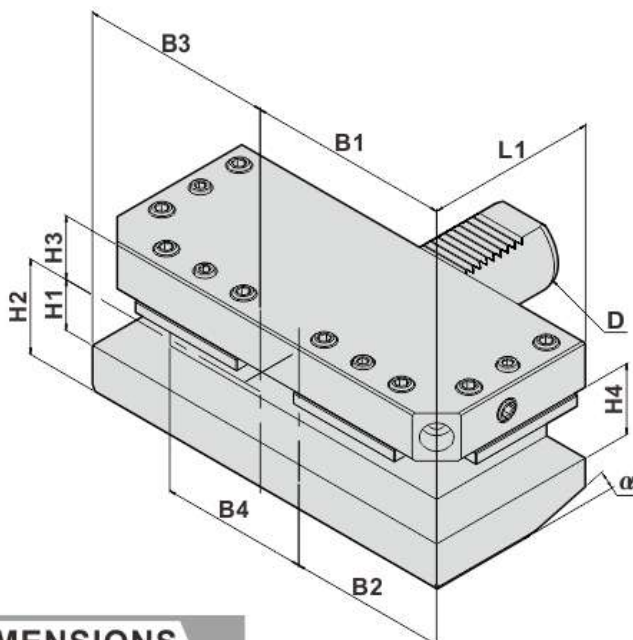


D12

- Right-hand
- External Coolant Supply

DIMENSIONS

D	B1	B2	B3	B4	H1	H2	H3	H4	L1	α	Code No.	Order No.	(Kg) Weight
30	52.5	34.5	52.5	34.5	3/4" (inch)	38	38	40	80	25°	4E1513-000	D12-30x3/4"	4.8
					20 (mm)						405513-000	D12-30x20	
40	46	24	46	24	1" (inch)	48	48	42	85	25°	4F1513-000	D12-40x1"	5.4
					25 (mm)						406513-000	D12-40x25	



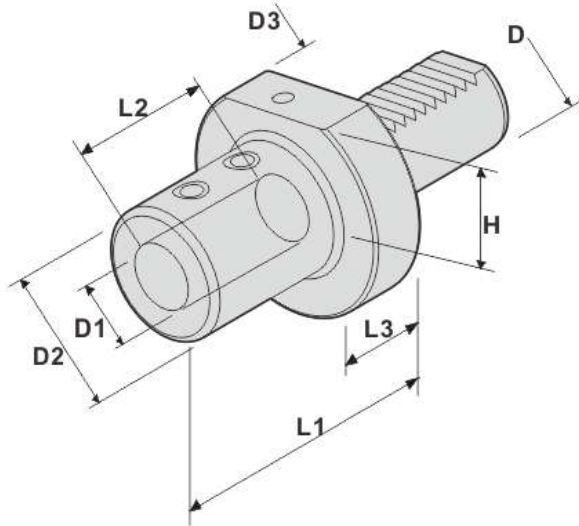
D1

- Right-hand
- External Coolant Supply

DIMENSIONS

D	B1	B2	B3	B4	H1	H2	H3	H4	L1	α	Code No.	Order No.	(Kg) Weight
40	98	76	98	76	25	48	32.5	34	63	15°	406519-000	D1-40-C25-76	9.2

DIN 69880 STATIC HOLDER



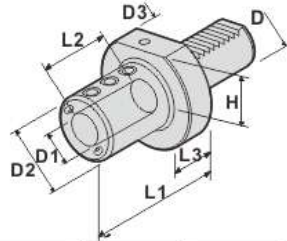
E1

• Internal Coolant Supply

DIMENSIONS

D	D1	D2	D3	H	L1	L2	L3	Code No.	Order No.	(Kg) Weight
20	3/4" (inch)	40	50	-	67	54	18	3E1506-000	E1-20x3/4"	0.8
	20 (mm)							E1-20x20		
20	1" (inch)	45	50	-	71	59	18	3F1506-000	E1-20x1"	0.8
	25 (mm)							E1-20x25		
30	3/4" (inch)	40	68	28	67	54	22	3E1507-000	E1-30x3/4"	1.2
	20 (mm)							E1-30x20		
30	1" (inch)	45	68	28	71	59	22	3F1507-000	E1-30x1"	1.2
	25 (mm)							E1-30x25		
30	1-1/4" (inch)	52	68	28	75	63	22	3G1505-000	E1-30x1-1/4"	1.3
	32 (mm)							E1-30x32		
40	5/8" (inch)	36	83	32.5	64	51	22	3D1508-000	E1-40x5/8"	1.7
	16 (mm)							E1-40x16		
40	3/4" (inch)	40	83	32.5	67	54	22	3E1508-000	E1-40x3/4"	1.8
	20 (mm)							E1-40x20		
40	1" (inch)	52	83	32.5	75	59	22	3F1508-000	E1-40x1"	2
	25 (mm)							E1-40x25		
40	1-1/4" (inch)	60	83	32.5	75	63	22	3G1506-000	E1-40x1-1/4"	2.2
	32 (mm)							E1-40x32		
40	1-1/2" (inch)	60	83	32.5	90	73	22	3H1504-000	E1-40x1-1/2"	2.5
	40 (mm)							E1-40x40		
50	3/4" (inch)	45	98	35	67	54	30	3E1509-000	E1-50x3/4"	2.8
	20 (mm)							E1-50x20		
50	1" (inch)	50	98	35	80	59	30	3F1509-000	E1-50x1"	2.9
	25 (mm)							E1-50x25		
50	1-1/4" (inch)	60	98	35	80	63	30	3G1507-000	E1-50x1-1/4"	3.1
	32 (mm)							E1-50x32		
50	1-1/2" (inch)	68	98	35	90	73	30	3H1505-000	E1-50x1-1/2"	3.4
	40 (mm)							E1-50x40		
50	1-1/2" (inch)	68	98	35	135	73	30	3H1506-000	E1-50x1-1/2"-135L	4.6
	40 (mm)							E1-50x40-135L		
50	1-1/2" (inch)	68	98	35	135	108	30	3H1507-000	E1-50x1-1/2"-135L-1	4.6
	40 (mm)							E1-50x40-135L-1		
50	2" (inch)	70	98	35	100	83	30	3I1503-000	E1-50x2"	4.1
	50 (mm)							E1-50x50		
50	50 (mm)	78	98	-	135	105	40	309518-000	E1-50x50-135	5.3
50	50 (mm)	78	98	-	125	108	40	309519-000	E1-50x50-125	4.9

DIN 69880 STATIC HOLDER



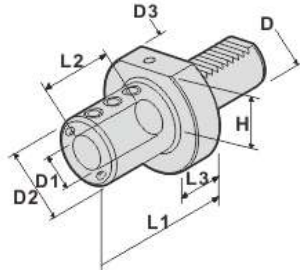
DIMENSIONS

E2

- Boring Bar Holder
- External Coolant Supply
- KT : used for high pressure external coolant supply

D	D1	D2	D3	H	L1	L2	L3	Code No.	Order No.	(Kg) Weight
20	8	40	50	-	50	41	18	301501-000	E2-20x8	0.7
20	10	40	50	-	50	41	18	302501-000	E2-20x10	0.7
20	12	40	50	-	50	41	18	303501-000	E2-20x12	0.7
20	16	40	50	-	50	41	18	304501-000	E2-20x16	0.7
20	20	50	50	-	50	41	-	305501-000	E2-20x20	0.8
20	25	50	50	-	60	51	-	306501-000	E2-20x25	0.9
30	8	50	68	23	60	40	18	301502-000	E2-30x8	1.3
30	10	50	68	28	60	42	22	302502-000	E2-30x10	1.3
30	12	50	68	28	60	42	22	303502-000	E2-30x12	1.3
30	16	55	68	28	60	42	22	304502-000	E2-30x16	1.3
30	20	58	68	28	60	51	22	305502-000	E2-30x20	1.4
30	25	62	68	28	60	51	22	306502-000	E2-30x25	1.4
30	25	62	68	28	60	51	22	306518-000	E2-30x25-KT	1.4
30	32	68	68	28	75	61	-	307501-000	E2-30x32	1.9
40	10	50	83	32.5	75	40	22	302503-000	E2-40x10	2.2
40	12	50	83	32.5	75	57	22	303503-000	E2-40x12	2.2
40	16	56	83	32.5	75	57	22	304503-000	E2-40x16	2.3
40	20	56	83	32.5	75	57	22	305503-000	E2-40x20	2.3
40	25	62	83	32.5	75	69	22	306503-000	E2-40x25	2.4
40	32	72	83	32.5	75	69	22	307502-000	E2-40x32	2.7
40	40	83	83	32.5	85	76	-	308501-000	E2-40x40	3
40	50	-	83	32.5	100	83	-	309504-000	E2-40x50-100	3.4
50	10	50	98	35	90	40	30	302504-000	E2-50x10	3.1
50	12	56	98	35	90	66	30	303504-000	E2-50x12	3.3
50	16	56	98	35	90	66	30	304504-000	E2-50x16	3.3
50	20	62	98	35	90	73	30	305504-000	E2-50x20	3.5
50	25	72	98	35	90	73	30	306504-000	E2-50x25	3.8
50	32	72	98	35	90	73	30	307503-000	E2-50x32	3.6
50	40	80	98	35	90	74	30	308502-000	E2-50x40	3.8
50	50	-	98	35	95	83	-	309501-000	E2-50x50	4.6
60	10	68	123	42.5	90	40	35	302505-000	E2-60x10	5.2
60	12	68	123	42.5	90	66	35	303505-000	E2-60x12	5.2
60	16	68	123	42.5	90	66	35	304505-000	E2-60x16	5.2
60	20	68	123	42.5	90	73	35	305505-000	E2-60x20	5.2
60	25	68	123	42.5	90	74	35	306505-000	E2-60x25	5
60	32	68	123	42.5	90	74	35	307504-000	E2-60x32	5
60	40	98	123	42.5	90	74	35	308503-000	E2-60x40	6.4
60	50	98	123	42.5	100	84	35	309502-000	E2-60x50	6
60	60	123	123	42.5	153	128	30	310504-000	E2-60x60-153L	14.1

DIN 69880 STATIC HOLDER



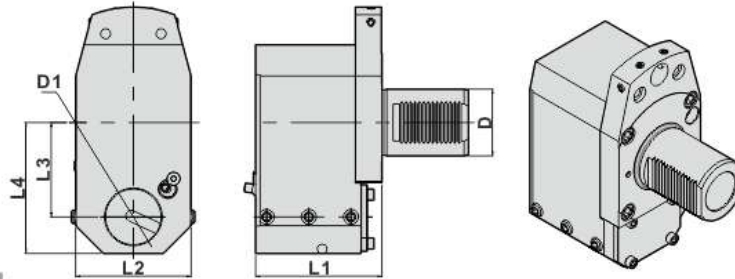
E2

- Boring Bar Holder
- External Coolant Supply

DIMENSIONS

D	D1	D2	D3	H	L1	L2	L3	Code No.	Order No.	(Kg) Weight
20	5/16"	40	50	-	50	41	18	3A1501-000	E2-20x5/16"	0.7
20	3/8"	40	50	-	50	41	18	3B1501-000	E2-20x3/8"	0.7
20	1/2"	40	50	-	50	41	18	3C1501-000	E2-20x1/2"	0.7
20	5/8"	40	50	-	50	41	18	3D1501-000	E2-20x5/8"	0.7
20	3/4"	50	50	-	50	41	-	3E1501-000	E2-20x3/4"	0.8
20	1"	50	50	-	60	51	-	3F1501-000	E2-20x1"	0.9
30	5/16"	50	68	28	60	40	18	3A1502-000	E2-30x5/16"	1.3
30	3/8"	50	68	28	60	42	22	3B1502-000	E2-30x3/8"	1.3
30	1/2"	50	68	28	60	42	22	3C1502-000	E2-30x1/2"	1.3
30	5/8"	55	68	28	60	42	22	3D1502-000	E2-30x5/8"	1.3
30	3/4"	58	68	28	60	51	22	3E1502-000	E2-30x3/4"	1.4
30	1"	62	68	28	60	51	22	3F1502-000	E2-30x1"	1.4
30	1-1/4"	68	68	28	75	61	-	3G1501-000	E2-30x1-1/4"	1.9
40	3/8"	50	83	32.5	75	40	22	3B1503-000	E2-40x3/8"	2.2
40	1/2"	50	83	32.5	75	57	22	3C1503-000	E2-40x1/2"	2.2
40	5/8"	56	83	32.5	75	57	22	3D1503-000	E2-40x5/8"	2.3
40	3/4"	56	83	32.5	75	57	22	3E1503-000	E2-40x3/4"	2.3
40	1"	62	83	32.5	75	69	22	3F1503-000	E2-40x1"	2.4
40	1-1/4"	72	83	32.5	75	69	22	3G1502-000	E2-40x1-1/4"	2.7
40	1-1/2"	83	83	32.5	85	76	-	3H1501-000	E2-40x1-1/2"	3
40	2"	-	83	32.5	100	83	-	3I1504-000	E2-40x2"-100	3.4
50	3/8"	50	98	35	90	40	30	3B1504-000	E2-50x3/8"	3.1
50	1/2"	56	98	35	90	66	30	3C1504-000	E2-50x1/2"	3.3
50	5/8"	56	98	35	90	66	30	3D1504-000	E2-50x5/8"	3.3
50	3/4"	62	98	35	90	73	30	3E1504-000	E2-50x3/4"	3.5
50	1"	72	98	35	90	73	30	3F1504-000	E2-50x1"	3.8
50	1-1/4"	72	98	35	90	73	30	3G1503-000	E2-50x1-1/4"	3.6
50	1-1/2"	80	98	35	90	74	30	3H1502-000	E2-50x1-1/2"	3.8
50	2"	-	98	35	95	83	-	3I1501-000	E2-50x2"	4.6
60	3/8"	68	123	42.5	90	40	35	3B1505-000	E2-60x3/8"	5.2
60	1/2"	68	123	42.5	90	66	35	3C1505-000	E2-60x1/2"	5.2
60	5/8"	68	123	42.5	90	66	35	3D1505-000	E2-60x5/8"	5.2
60	3/4"	68	123	42.5	90	73	35	3E1505-000	E2-60x3/4"	5.2
60	1"	68	123	42.5	90	74	35	3F1505-000	E2-60x1"	5
60	1-1/4"	68	123	42.5	90	74	35	3G1504-000	E2-60x1-1/4"	5
60	1-1/2"	98	123	42.5	90	74	35	3H1503-000	E2-60x1-1/2"	6.4
60	2"	98	123	42.5	100	84	35	3I1502-000	E2-60x2"	6
60	2-1/2"	123	123	42.5	153	128	30	3J1504-000	E2-60x2-1/2"-153L	14.1

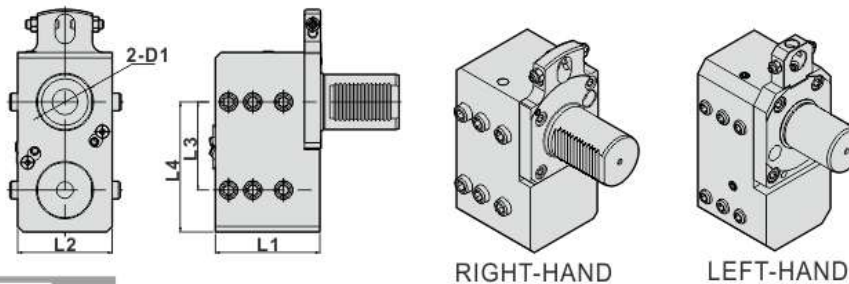
DIN 69880 STATIC HOLDER



DIMENSIONS

● External coolant supply

D DIN 69880	D1	L1	L2	L3	L4	Code No.	Order No.	(Kg) Weight
50	2" (inch)	95	86	80	118	3I1509-000	E2-50xB2"-80	9.8
	50 (mm)					309509-000	E2-50xB50-80	
60	2" (inch)	114	104	80	118	3I1516-000	E2-60xB2"-80	16.3
	50 (mm)					309516-000	E2-60xB50-80	
60	2" (inch)	114	104	85	118	3I1513-000	E2-60xB2"-85	16.3
	50 (mm)					309513-000	E2-60xB50-85	



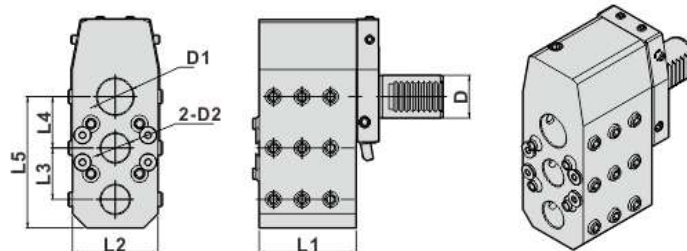
RIGHT-HAND

LEFT-HAND

DIMENSIONS

● External, internal coolant supply

D DIN 69880	D1	L1	L2	L3	L4	Code No.	Order No.	(Kg) Weight
30	1" (inch)	65	60	35	56.5	3F1512-000	E2-30-B1"x2-35	2.8
	25 (mm)					306512-000	E2-30-B25x2-35	
40	1-1/4" (inch)	80.5	75	90	115	3G1512-000	E2-40-B1-1/4"x2-90-L	7
	32 (mm)					307512-000	E2-40-B32x2-90-L	
40	1-1/2" (inch)	90	75	65	91	3H1508-000	E2-40-B1-1/2"x2-65	5.6
	40 (mm)					308508-000	E2-40-B40x2-65	
40	1-1/2" (inch)	90	75	65	91	3H1532-000	E2-40-B1-1/2"x2-65-L	5.6
	40 (mm)					308532-000	E2-40-B40x2-65-L	
50	2" (inch)	96	86	80	118	3I1510-000	E2-50-B2"x2-80	8.8
	50 (mm)					309510-000	E2-50-B50x2-80	
60	2" (inch)	100	105	80	117	3I1508-000	E2-60-B2"x2-80	15.5
	50 (mm)					309511-000	E2-60-B50x2-80	

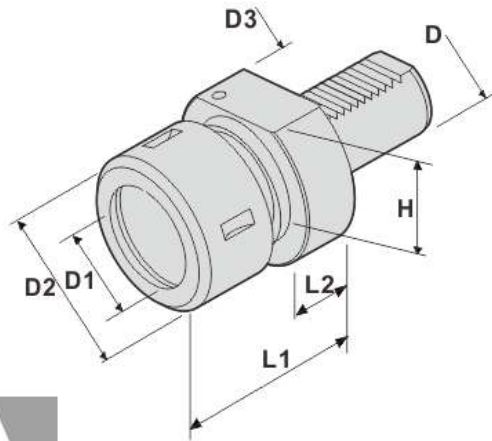


DIMENSIONS

● External, internal coolant supply

D DIN 69880	D1	D2	L1	L2	L3	L4	L5	Code No.	Order No.	(Kg) Weight
30	25 (mm)	20 (mm)	84	60	36	36	92	305516-000	E2-30-B20x2-B25-72	4.7

DIN 69880 STATIC HOLDER

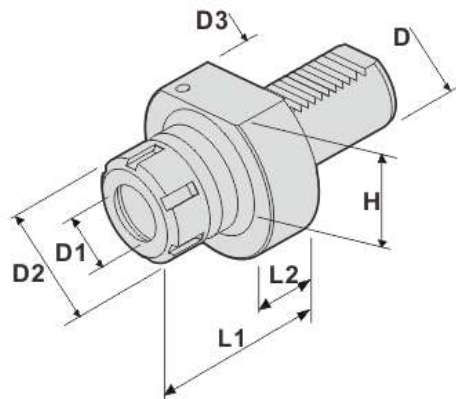


E3

- For Collet DIN 6388
- External Coolant Supply

DIMENSIONS

D	D1	D2	D3	H	L1	L2	Code No.	Order No.	(Kg) Weight
30	2-25	60	68	28	75	25	630001-000	E3-30-OZ25	1.4
40	2-25	60	83	32.5	75	28	640001-000	E3-40-OZ25	2.1
40	4-32	78	83	32.5	90	28	640002-000	E3-40-OZ32	2.7
50	2-25	60	98	35	75	30	650001-000	E3-50-OZ25	3.5
50	4-32	78	98	35	90	30	650002-000	E3-50-OZ32	4.1



E4

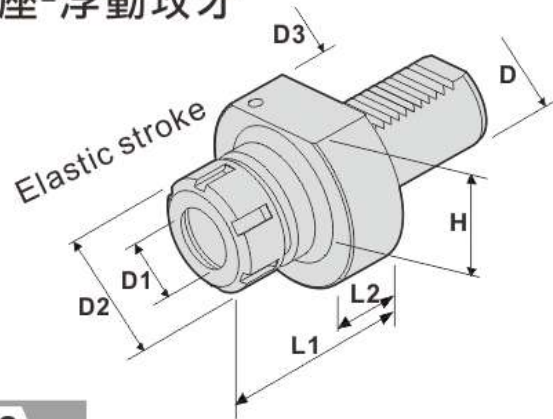
- For Collet DIN 6499
- External Coolant Supply
- Internal Coolant Supply

DIMENSIONS

D	D1	D2	D3	H	L1	L2	Code No.	Order No.	(Kg) Weight
20	1-16	42	50	-	53	20	620101-000	E4-20-ER25	0.7
30	1-16	42	68	28	53	22	630101-000	E4-30-ER25	1
30	2-20	50	68	28	57	22	630102-000	E4-30-ER32	1.3
40	1-16	42	83	32.5	61	28	640101-000	E4-40-ER25	1.9
40	2-20	50	83	32.5	62	28	640102-000	E4-40-ER32	2
40	3-26	63	83	32.5	75	28	640103-000	E4-40-ER40	2.2
50	3-26	63	98	35	62	30	650101-000	E4-50-ER40	3
60	3-26	63	123	42.5	75	30	660101-000	E4-60-ER40	5.6
60	10-34	78	123	42.5	80	30	660102-000	E4-60-ER50	6

DIN 69880 STATIC HOLDER

VDI 攻牙刀座-浮動攻牙



TAPPER

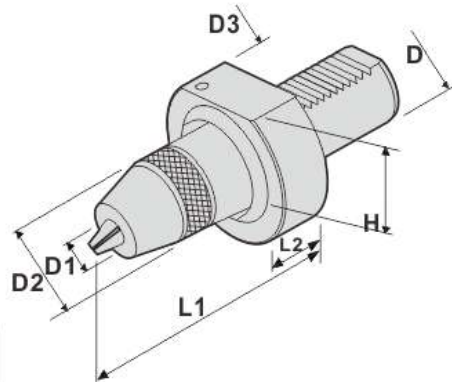
- For Collet DIN 6499
- External Coolant Supply

DIMENSIONS

D	D1	D2	D3	H	L1	L2	Code No.	Order No.	(Kg) Weight
20	1-13	34	50	-	100	22	TAP201-000	TAP-20-ER20	1
30	1-16	42	68	28	86	28	TAP301-000	TAP-30-ER25	1.4
40	1-16	42	83	32.5	85	28	TAP401-000	TAP-40-ER25	2
50	2-20	50	98	35	118	30	TAP501-000	TAP-50-ER32	4
60	2-20	50	123	42.5	120	30	TAP601-000	TAP-60-ER32	5.3

KEYLESS DRILL CHUCK

鑽夾頭



KEYLESS DRILL CHUCK

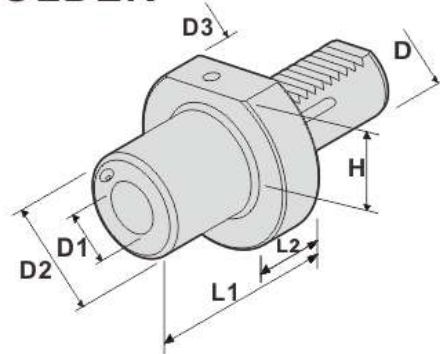
- External Coolant Supply

DIMENSIONS

D	D1	D2	D3	H	L1	L2	Code No.	Order No.	(Kg) Weight
30	1-13	51	68	28	85	22	830131-000	CHUCK-30-13	2.1
40	1-13	51	83	32.5	85	22	840131-000	CHUCK-40-13	2.1
40	3-16	58	83	32.5	102	22	840161-000	CHUCK-40-16	2.3
50	1-13	51	98	35	85	30	850131-000	CHUCK-50-13	3.1
50	3-16	58	98	35	90	30	850161-000	CHUCK-50-16	3.2
60	1-13	51	123	42.5	85	25	860131-000	CHUCK-60-13	4.4
60	3-16	58	123	42.5	90	25	860161-000	CHUCK-60-16	4.5

DIN 69880 STATIC HOLDER

莫氏鑽頭

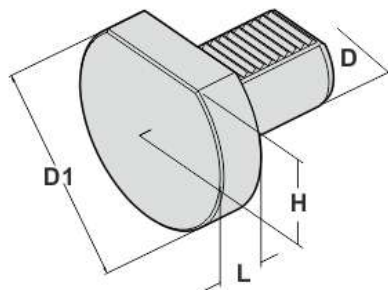


- Tool holders with morse taper according DIN 228
- External coolant supply

DIMENSIONS

D	D1	D2	D3	H	L1	L2	Code No.	Order No.	(Kg) Weight
20	MT1	44	50	20	23	18	820MT1-000	F20-MT1	0.5
30	MT1	58	68	28	25	20	830MT1-000	F30-MT1	0.9
30	MT2	58	68	28	43	22	830MT2-000	F30-MT2	1.2
30	MT3	58	68	28	74	22	830MT3-000	F30-MT3	1.6
40	MT1	55	83	32.5	36	22	840MT1-000	F40-MT1	1.6
40	MT2	56	83	32.5	34	22	840MT2-000	F40-MT2	1.5
40	MT3	72	83	32.5	58	22	840MT3-000	F40-MT3	2.2
40	MT4	72	83	32.5	86	35	840MT4-000	F40-MT4	2.8
50	MT1	55	98	35	36	30	850MT1-000	F50-MT1	2.7
50	MT2	55	98	35	36	30	850MT2-000	F50-MT2	2.6
50	MT3	60	98	35	44	30	850MT3-000	F50-MT3	2.7
50	MT4	70	98	35	71	30	850MT4-000	F50-MT4	3.2
60	MT2	55	123	42.5	36	30	860MT2-000	F60-MT2	4.3
60	MT3	60	123	42.5	44	30	860MT3-000	F60-MT3	4.4
60	MT4	68	123	42.5	50	30	860MT4-000	F60-MT4	4.3
60	MT5	98	123	42.5	81	30	860MT5-000	F60-MT5	5.7

PLUG 保孔蓋

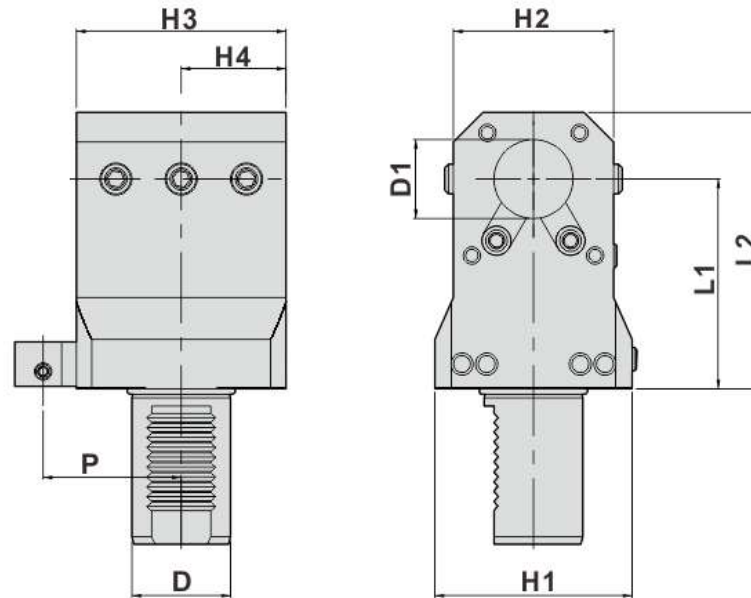


- Made From Plastic
- Made From Metal

DIMENSIONS

D	D1	H	L	Code No.	Order No.	Material	(Kg) Weight
20	50	-	16	Z2000S-000	Z20S	Metal	0.4
30	68	26.5	16	Z30000-000	Z30	Plastic	-
				Z3000S-000	Z30S	Metal	0.7
40	82	32	20	Z40000-000	Z40	Plastic	-
				Z4000S-000	Z40S	Metal	1.4
50	98	35	20	Z5000S-000	Z50S	Metal	2
60	116	-	20	Z6000S-000	Z60S	Metal	3.6

DIN 69880 STATIC HOLDER

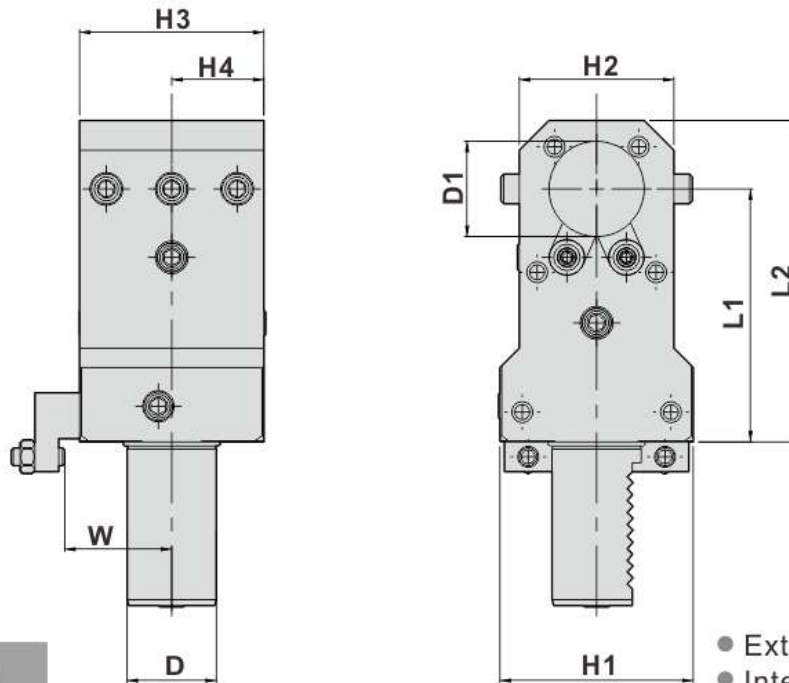


DIMENSIONS

- External coolant supply
- Internal Coolant Supply

D DIN 69880	D1	H1	H2	H3	H4	L1	L2	P	Code No.	Order No.	(Kg) Weight
30	1-1/4" (inch)	65	52	62	31	65	90	48	3G1521-000	T1-30-1-1/4"-65	2.4
	32 (mm)								307521-000	T1-30-32 -65	
30	1-1/4" (inch)	65	52	62	31	85	108	48	3G1522-000	T1-30-1-1/4"-85	3
	32 (mm)								307522-000	T1-30-32-85	
30	1-1/4" (inch)	65	52	62	31	100	123	48	3G1523-000	T1-30-1-1/4"-100	3.2
	32 (mm)								307523-000	T1-30-32-100	
30	1-1/4" (inch)	65	52	62	31	120	143	48	3G1524-000	T1-30-1-1/4"-120	3.9
	32 (mm)								307524-000	T1-30-32 -120	
30	1-1/2" (inch)	-	65	85	54	85	112	48	3H1509-000	T1-30-1-1/2"-85	4.3
	40(mm)								308509-000	T1-30-40-85	
40	1-1/4" (inch)	80	65	85	42.5	85	112	56	3G1508-000	T1-40-1-1/4" -85	5.2
	32 (mm)								307508-000	T1-40-32-85	
40	1-1/2" (inch)	80	65	85	42.5	85	112	56	3H1515-000	T1-40-1-1/2" -85	5
	40 (mm)								308515-000	T1-40-40-85	
40	1-1/2" (inch)	80	65	85	42.5	100	127	56	3H1516-000	T1-40-1-1/2" -100	5.7
	40 (mm)								308516-000	T1-40-40-100	
40	1-1/2" (inch)	80	65	85	42.5	120	147	56	3H1520-000	T1-40-1-1/2"-120	6.4
	40 (mm)								308520-000	T1-40-40-120	
40	-	80	70	130	65	100	127	56	-	-	6.3
	40 (mm)								308521-000	T1-40-40-100-130	
40	1-1/2" (inch)	80	65	85	42.5	140	167	56	3H1518-000	T1-40-1-1/2"-140	7.3
	40 (mm)								308518-000	T1-40-40-140	
50	1-1/2" (inch)	90	80	96	48	100	137	64	3H1523-000	T1-50-1-1/2"-100	9
	40 (mm)								308523-000	T1-50-40-100	
50	-	90	80	96	48	100	137	70	-	-	9
	40 (mm)								308529-000	T1-50-40-100-P70	
50	2" (inch)	90	80	96	48	100	137	64	3I1506-000	T1-50-2"-100	8.4
	50 (mm)								309506-000	T1-50-50-100	
50	-	90	80	96	48	100	137	70	-	-	8.4
	50 (mm)								309522-000	T1-50-50-100-P70	
50	2" (inch)	90	82	96	48	110	147	64	3I1515-000	T1-50-2"-110	8.7
	50 (mm)								309515-000	T1-50-50-110	
50	2-1/2" (inch)	98	104	96	48	110	152	64	3J1503-000	T1-50-2-1/2"-110	11
	60 (mm)								310503-000	T1-50-60-110	

DIN 69880 STATIC HOLDER

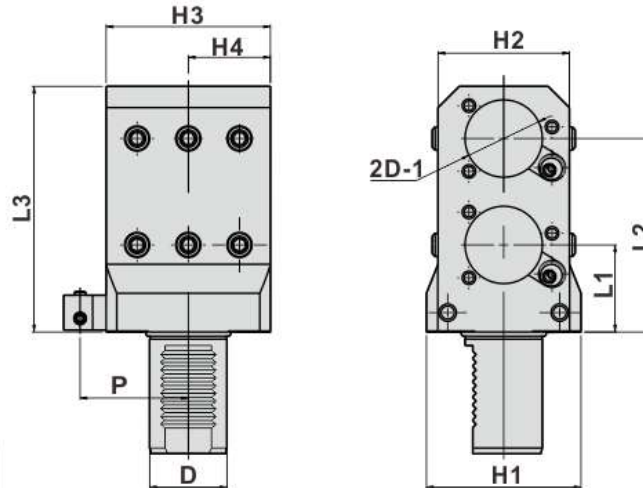


DIMENSIONS

- External coolant supply
- Internal Coolant Supply

D DIN 69880	D1	H1	H2	H3	H4	L1	L2	W	Code No.	Order No.	(Kg) Weight
16	16 (mm)	-	38	42	21	45	61	26	304512-000	T1-16-16-45-W26	1
20	1" (inch)	-	50	50	25	70	90	32	3F1515-000	T1-20-1"-70-W32	1.8
	25 (mm)								306515-000	T1-20-25-70-W32	
30	1-1/4" (inch)	65	52	62	31	65	90	35	3G1530-000	T1-30-1-1/4"-65-W35	2.4
	32 (mm)								307549-000	T1-30-32-65-W35	
30	1-1/4" (inch)	65	52	62	31	85	108	35	3G1531-000	T1-30-1-1/4"-85-W35	3
	32 (mm)								307546-000	T1-30-32-85-W35	
30	1-1/4" (inch)	65	52	62	31	100	123	35	3G1532-000	T1-30-1-1/4"-100-W35	3.2
	32 (mm)								307547-000	T1-30-32-100-W35	
30	1-1/4" (inch)	65	52	62	31	120	143	35	3G1533-000	T1-30-1-1/4"-120-W35	3.9
	32 (mm)								307548-000	T1-30-32-120-W35	
40	1-1/4" (inch)	80	65	85	42.5	85	112	48	3G1534-000	T1-40-1-1/4"-85-W48	5.2
	32 (mm)								307529-000	T1-40-32-85-W48	
40	1-1/2" (inch)	80	65	85	42.5	85	112	48	3H1524-000	T1-40-1-1/2"-85-W48	5
	40 (mm)								308524-000	T1-40-40-85-W48	
40	1-1/2" (inch)	80	65	85	42.5	100	127	48	3H1525-000	T1-40-1-1/2"-100-W48	5.7
	40 (mm)								308525-000	T1-40-40-100-W48	
40	1-1/2" (inch)	80	65	85	42.5	120	147	48	3H1528-000	T1-40-1-1/2"-120-W48	6.4
	40 (mm)								308540-000	T1-40-40-120-W48	
50	1-1/2" (inch)	90	80	96	48	100	137	52	3H1535-000	T1-50-1-1/2"-100-W52	9
	40 (mm)								308548-000	T1-50-40-100-W52	
50	2" (inch)	90	80	96	48	100	137	52	3I1519-000	T1-50-2"-100-W52	8.4
	50 (mm)								309526-000	T1-50-50-100-W52	
50	2" (inch)	90	82	96	48	110	147	52	3I1520-000	T1-50-2"-110-W52	8.7
	50 (mm)								309521-000	T1-50-50-110-W52	
50	2-1/2" (inch)	98	104	96	48	110	152	52	3J1506-000	T1-50-2-1/2"-110-W52	11
	60 (mm)								3I0505-000	T1-50-60-110-W52	
60	2" (inch)	104	90	120	60	100	142	64	3I1507-000	T1-60-2"-100-W64	13
	50 (mm)								309507-000	T1-60-50-100-W64	
60	2" (inch)	108	94	120	60	135	177	64	3I1511-000	T1-60-2"-135-W64	16.2
	50 (mm)								309508-000	T1-60-50-135-W64	
60	2-1/2" (inch)	104	90	120	60	100	142	64	3J1502-000	T1-60-2-1/2"-100-W64	12
	60 (mm)								3I0502-000	T1-60-60-100-W64	
60	2-1/2" (inch)	-	108	120	60	135	182	64	3J1501-000	T1-60-2-1/2"-135-W64	17
	60 (mm)								3I0501-000	T1-60-60-135-W64	

DIN 69880 STATIC HOLDER

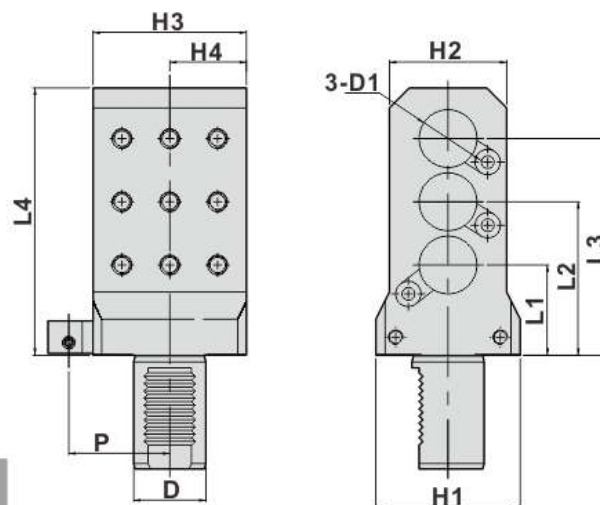


- External coolant supply
- Internal Coolant Supply

DIMENSIONS

D	D1	H1	H2	H3	H4	L1	L2	L3	P	Code No.	Order No.	(Kg) Weight
30	1" (inch)	-	65	62	31	80	113	133	48	3F1514-000	T1-30-2xB1"-113	3.9
	25 (mm)									306514-000	T1-30-2xB25-113	
30	1" (inch)	-	65	62	31	85	137	158	48	3F1513-000	T1-30-2xB1"-137	4.9
	25 (mm)									306513-000	T1-30-2xB25-137	
30	1-1/4" (inch)	-	65	62	31	55	100	128	48	3G1525-000	T1-30-2xB1-1/4"-100	3.7
	32 (mm)									307525-000	T1-30-2xB32-100	
40	1" (inch)	80	65	85	42.5	85	120	146	56	3F1516-000	T1-40-2xB1"-120	6.9
	25 (mm)									306516-000	T1-40-2xB25-120	
40	1-1/4" (inch)	80	65	85	42.5	47	90	112	56	3G1526-000	T1-40-2xB1-1/4"-90	5.1
	32 (mm)									307526-000	T1-40-2xB32-90	
40	1-1/2" (inch)	80	65	85	42.5	45	100	127	56	3H1510-000	T1-40-2xB1-1/2"-100	4.9
	40 (mm)									308510-000	T1-40-2xB40-100	
40	40 (mm)	80	65	85	42.5	65	120	147	56	308530-000	T1-40-2xB40-120	5.7

DIN 69880 STATIC HOLDER

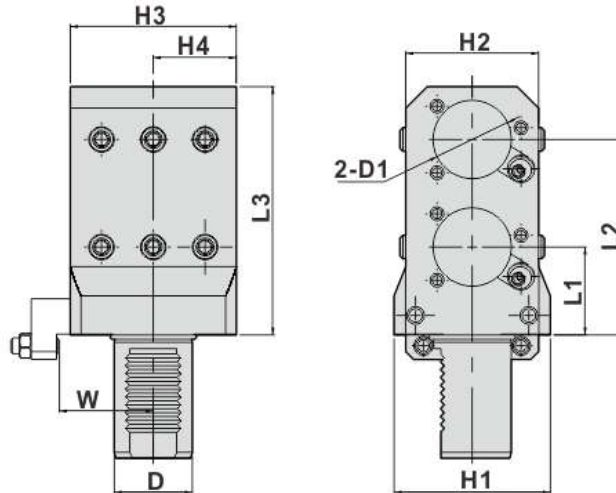


- External coolant supply

DIMENSIONS

D	D1	H1	H2	H3	H4	L1	L2	L3	L4	P	Code No.	Order No.	(Kg) Weight
30	1" (inch)	65	65	62	31	42	85	128	148	48	3F1511-000	T1-30-3x1"	4.6
	25 (mm)										306511-000	T1-30-3x25	

DIN 69880 STATIC HOLDER

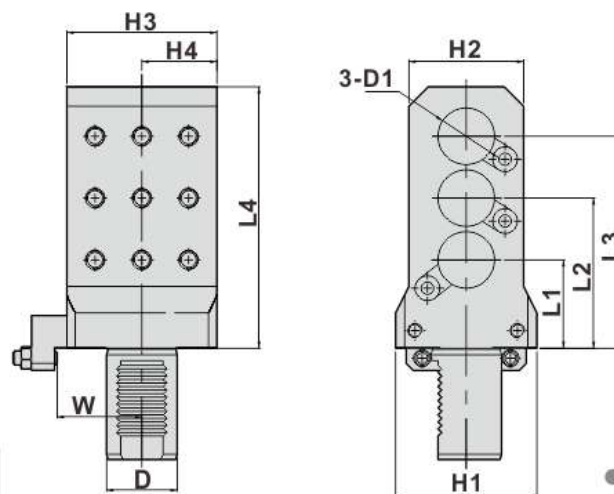


DIMENSIONS

- External coolant supply
- Internal Coolant Supply

D	D1	H1	H2	H3	H4	L1	L2	L3	W	Code No.	Order No.	(Kg) Weight
30	1" (inch)	-	65	62	31	80	113	133	35	3F1531-000	T1-30-2xB1"-113-W35	3.9
	25 (mm)									306531-000	T1-30-2xB25-113-W35	
30	1" (inch)	-	65	62	31	85	137	158	35	3F1532-000	T1-30-2xB1"-137-W35	4.9
	25 (mm)									306532-000	T1-30-2xB25-137-W35	
30	1-1/4" (inch)	-	65	62	31	55	100	128	35	3G1535-000	T1-30-2xB1-1/4"-100-W35	3.7
	32 (mm)									307550-000	T1-30-2xB32-100-W35	
40	1" (inch)	80	65	85	42.5	85	120	146	48	3F1534-000	T1-40-2xB1"-120-W48	6.9
	25 (mm)									306534-000	T1-40-2xB25-120-W48	
40	1-1/4" (inch)	80	65	85	42.5	47	90	112	48	3G1536-000	T1-40-2xB1-1/4"-90-W48	5.1
	32 (mm)									307551-000	T1-40-2xB32-90-W48	
40	1-1/2" (inch)	80	65	85	42.5	45	100	127	48	3H1536-000	T1-40-2xB1-1/2"-100-W48	4.9
	40 (mm)									308511-000	T1-40-2xB40-100-W48	
40	40 (mm)	80	65	85	42.5	65	120	147	48	308549-000	T1-40-2xB40-120-W48	5.7

DIN 69880 STATIC HOLDER

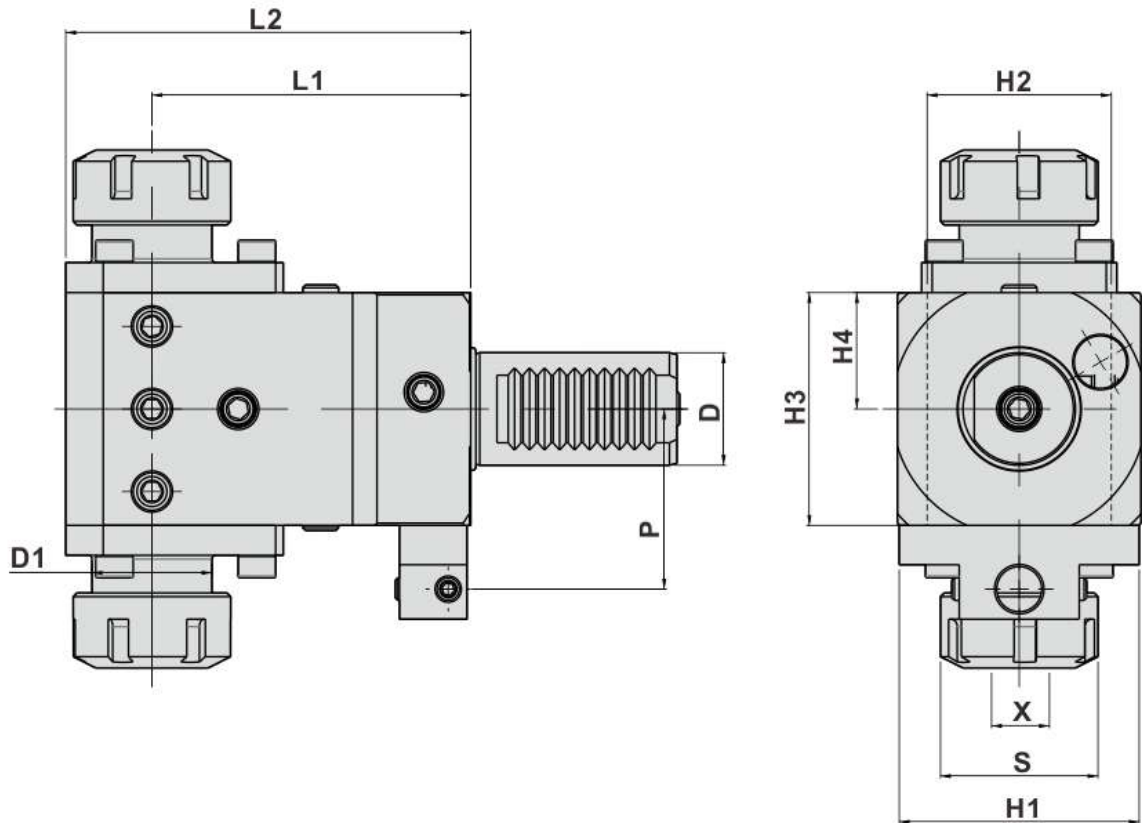


DIMENSIONS

- External coolant supply

D	D1	H1	H2	H3	H4	L1	L2	L3	L4	W	Code No.	Order No.	(Kg) Weight
30	1" (inch)	65	65	62	31	42	85	128	148	35	3F1533-000	T1-30-3x1"-W35	4.6
	25 (mm)										306533-000	T1-30-3x25-W35	

DIN 69880 STATIC HOLDER

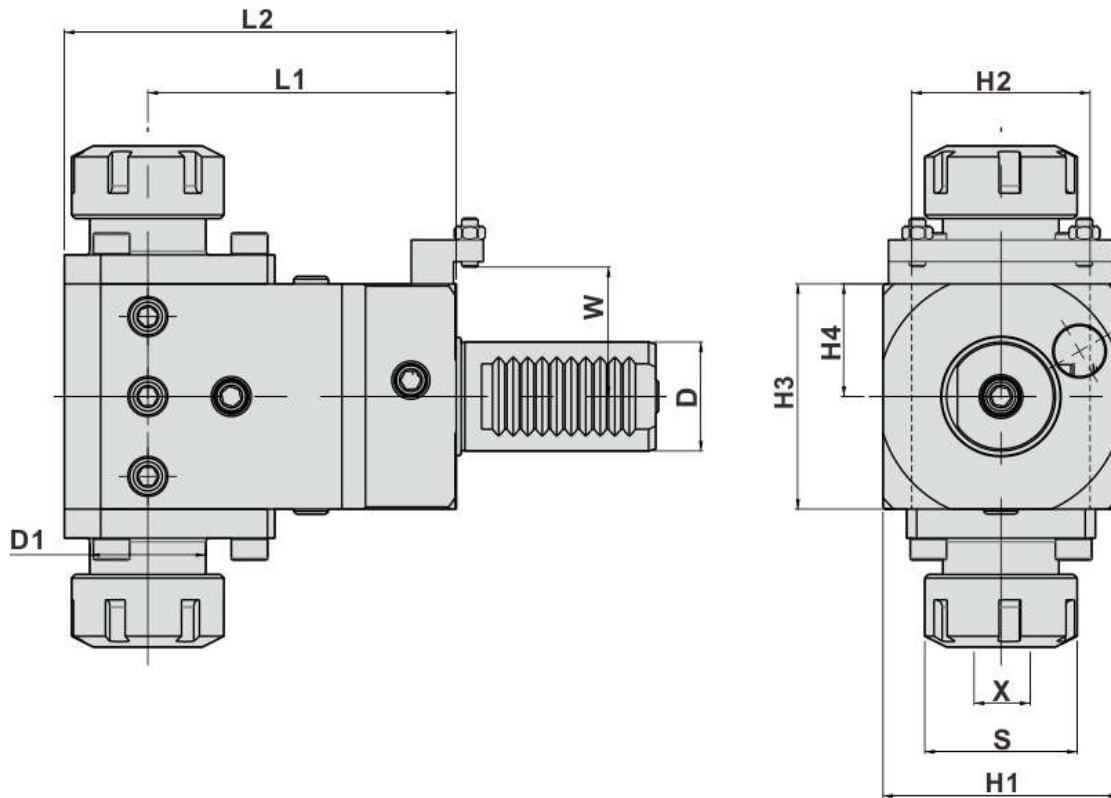


DIMENSIONS

● External coolant supply

D DIN 69880	D1	X Capacity	S	H1	H2	H3	H4	L1	L2	P	Code No.	Order No.	(Kg) Weight
30	1-1/4" (inch)	1-16	42	65	52	62	31	65	90	48	3G1514-000	T1-30-1-1/4"-65-25x2	3.9
	32 (mm)	ER25									307514-000	T1-30-32-65-25x2	
30	1-1/4" (inch)	1-16	42	65	52	62	31	85	108	48	3G1515-000	T1-30-1-1/4"-85-25x2	4.5
	32 (mm)	ER25									307515-000	T1-30-32-85-25x2	
30	1-1/4" (inch)	1-16	42	65	52	62	31	100	123	48	3G1516-000	T1-30-1-1/4"-100-25x2	4.7
	32 (mm)	ER25									307516-000	T1-30-32-100-25x2	
30	1-1/4" (inch)	1-16	42	65	52	62	31	120	143	48	3G1517-000	T1-30-1-1/4"-120-25x2	5.4
	32 (mm)	ER25									307517-000	T1-30-32-120-25x2	
40	1-1/4" (inch)	1-16	42	80	65	85	42.5	85	112	56	3G1518-000	T1-40-1-1/4"-85-25x2	6.7
	32 (mm)	ER25									307518-000	T1-40-32-85-25x2	
40	1-1/2" (inch)	2-20	50	80	65	85	42.5	85	112	56	3H1526-000	T1-40-1-1/2"-85-32x2	6.6
	40 (mm)	ER32									308526-000	T1-40-40-85-32x2	
40	1-1/2" (inch)	2-20	50	80	65	85	42.5	100	127	56	3H1527-000	T1-40-1-1/2"-100-32x2	7.2
	40 (mm)	ER32									308527-000	T1-40-40-100-32x2	
40	40 (mm)	2-20 ER32	50	80	65	85	42.5	120	147	56	308531-000	T1-40-40-120-32x2	7.8

DIN 69880 STATIC HOLDER

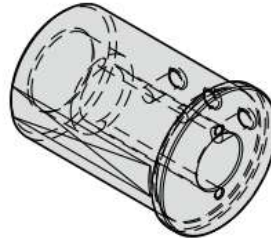
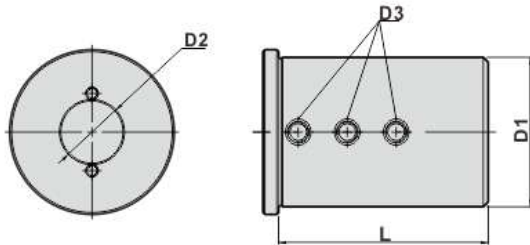


DIMENSIONS

● External coolant supply

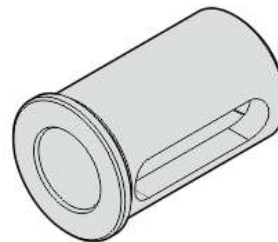
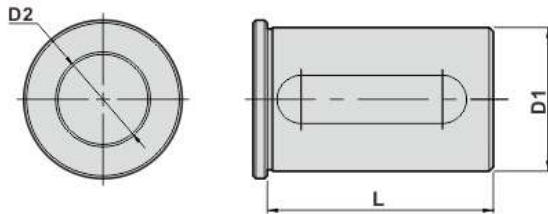
D DIN 69880	D1	X Capacity	S	H1	H2	H3	H4	L1	L2	W	Code No.	Order No.	(Kg) Weight
30	1-1/4" (inch)	1-16	42	65	52	62	31	65	90	35	3G1537-000	T1-30-1-1/4"-65-25x2-W35	3.9
	32 (mm)	ER25									307552-000	T1-30-32-65-25x2-W35	
30	1-1/4" (inch)	1-16	42	65	52	62	31	85	108	35	3G1538-000	T1-30-1-1/4" -85-25x2-W35	4.5
	32 (mm)	ER25									307553-000	T1-30-32-85-25x2-W35	
30	1-1/4" (inch)	1-16	42	65	52	62	31	100	123	35	3G1539-000	T1-30-1-1/4"-100-25x2-W35	4.7
	32 (mm)	ER25									307554-000	T1-30-32-100-25x2-W35	
30	1-1/4" (inch)	1-16	42	65	52	62	31	120	143	35	3G1540-000	T1-30-1-1/4"-120-25x2-W35	5.4
	32 (mm)	ER25									307555-000	T1-30-32-120-25x2-W35	
40	1-1/4" (inch)	1-16	42	80	65	85	42.5	85	112	48	3G1541-000	T1-40-1-1/4"-85-25x2-W48	6.7
	32 (mm)	ER25									307556-000	T1-40-32-85-25x2-W48	
40	1-1/2" (inch)	2-20	50	80	65	85	42.5	85	112	48	3H1537-000	T1-40-1-1/2"-85-32x2-W48	6.6
	40 (mm)	ER32									308550-000	T1-40-40-85-32x2-W48	
40	1-1/2" (inch)	2-20	50	80	65	85	42.5	100	127	48	3H1538-000	T1-40-1-1/2"-100-32x2-W48	7.2
	40 (mm)	ER32									308551-000	T1-40-40-100-32x2-W48	
40	40 (mm)	2-20 ER32	50	80	65	85	42.5	120	147	48	308552-000	T1-40-40-120-32x2-W48	7.8

REDUCING SLEEVE 固定刀座-刀套



RS-W

- For boring bar holder
- External coolant supply



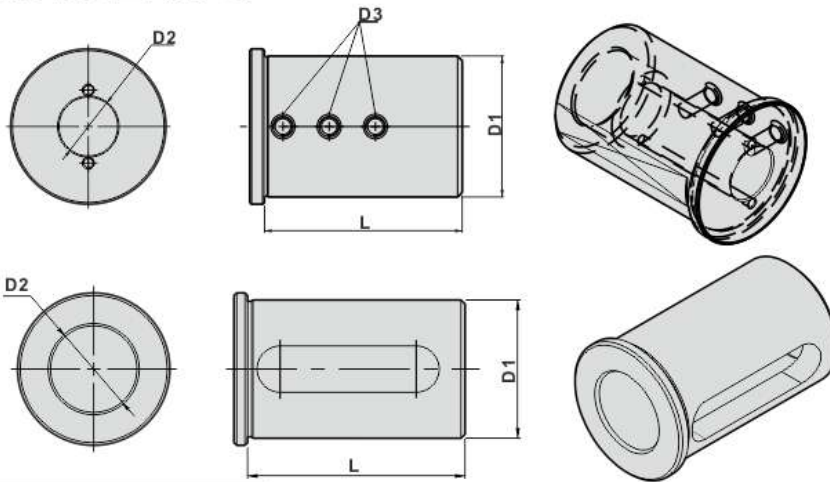
RS

- For boring bar holder

DIMENSIONS

D1	D2	D3	L	Code No.	Order No.	FIG	(Kg)Weight	
20	6	Thread	40	A20061-000	E20-6	1	0.10	
	8			A20081-000	E20-8		0.10	
	10			A20101-000	E20-10		0.09	
	12			-	A20122-000	E20-12	2	0.07
25	16	Thread	50	A20162-000	E20-16	2	0.04	
	6			A25061-000	E25-6		1	0.18
	8			A25081-000	E25-8	0.18		
	10			A25101-000	E25-10	0.16		
	12			A25121-000	E25-12	0.15		
	16			-	A25162-000	E25-16	2	0.12
32	20	Thread	60	A25202-000	E25-20	2	0.08	
	6			A32061-000	E32-6		1	0.35
	8			A32081-000	E32-8	0.35		
	10			A32101-000	E32-10	0.34		
	12			A32121-000	E32-12	0.33		
	16			-	A32162-000	E32-16	2	0.28
40	20	Thread	70	A32202-000	E32-20	2	0.23	
	25			A32252-000	E32-25		1	0.16
	6			A40061-000	E40-6	1		0.64
	8			A40081-000	E40-8			0.61
	10			A40101-000	E40-10	2		0.59
	12			A40121-000	E40-12		0.55	
50	16	Thread	80	A40162-000	E40-16	2	0.56	
	20			A40202-000	E40-20		1	0.51
	25			A40252-000	E40-25	0.42		
	32			A40322-000	E40-32	0.26		
	8			A50081-000	E50-8	1		1.20
	10			A50101-000	E50-10		1.10	
12	A50121-000	E50-12	1	1.10				
16	A50161-000	E50-16		1.10				
20	A50201-000	E50-20	2	1.00				
25	A50251-000	E50-25		0.90				
60	32	Thread	107	A50322-000	E50-32	2	0.71	
	40			A50402-000	E50-40		1	0.44
	12			A60121-000	E60-12	1		2.30
	16			A60161-000	E60-16			2.20
	20			A60201-000	E60-20	1		2.10
	25			A60251-000	E60-25		1.90	
32	A60321-000	E60-32	2	1.70				
40	A60402-000	E60-40		1.30				
50	-	A60502-000	E60-50	2	0.76			

REDUCING SLEEVE 固定刀座-刀套



RS-W

- For boring bar holder
- External coolant supply

RS

- For boring bar holder

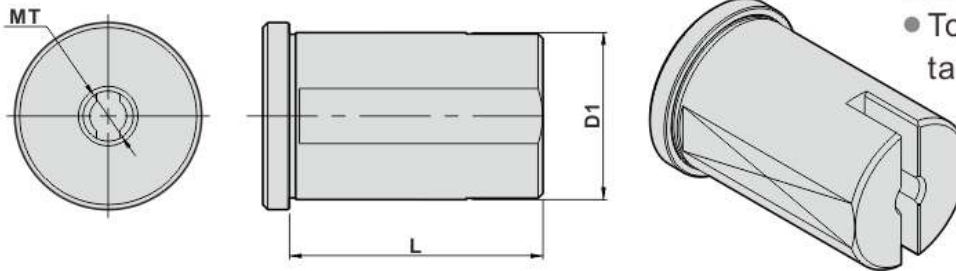
DIMENSIONS

D1	D2	D3	L	Code No.	Order No.	FIG	(Kg)Weight
3/4"	1/4"	Thread	40	AE1X11-000	E3/4"-1/4"	1	0.10
	5/16"			AE1A11-000	E3/4"-5/16"		0.10
	3/8"			AE1B11-000	E3/4"-3/8"		0.09
	1/2"			AE1C12-000	E3/4"-1/2"		0.07
	5/8"			AE1D12-000	E3/4"-5/8"		0.05
1"	1/4"	Thread	50	AF1X11-000	E1"-1/4"	1	0.19
	5/16"			AF1A11-000	E1"-5/16"		0.19
	3/8"			AF1B11-000	E1"-3/8"		0.19
	1/2"			AF1C11-000	E1"-1/2"		0.16
	5/8"			AF1D12-000	E1"-5/8"		0.13
1-1/4"	3/4"	-	60	AF1E12-000	E1"-3/4"	2	0.09
	1/4"			AG1X11-000	E1-1/4"-1/4"		0.36
	5/16"			AG1A11-000	E1-1/4"-5/16"		0.36
	3/8"			AG1B11-000	E1-1/4"-3/8"		0.32
	1/2"			AG1C11-000	E1-1/4"-1/2"		0.31
1-1/2"	5/8"	Thread	70	AG1D12-000	E1-1/4"-5/8"	1	0.28
	3/4"			AG1E12-000	E1-1/4"-3/4"		0.24
	1"			AG1F12-000	E1-1/4"-1"		0.14
	1/4"			AH1X11-000	E1-1/2"-1/4"		0.61
	5/16"			AH1A11-000	E1-1/2"-5/16"		0.59
2"	3/8"	-	80	AH1B11-000	E1-1/2"-3/8"	1	0.58
	1/2"			AH1C11-000	E1-1/2"-1/2"		0.56
	5/8"			AH1D12-000	E1-1/2"-5/8"		0.55
	3/4"			AH1E12-000	E1-1/2"-3/4"		0.50
	1"			AH1F12-000	E1-1/2"-1"		0.45
2-1/2"	1-1/4"	Thread	107	AH1G12-000	E1-1/2"-1-1/4"	1	0.21
	5/16"			A11A11-000	E2"-5/16"		1.30
	3/8"			A11B11-000	E2"-3/8"		1.20
	1/2"			A11C11-000	E2"-1/2"		1.20
	5/8"			A11D11-000	E2"-5/8"		1.10
3"	3/4"	-	107	A11E11-000	E2"-3/4"	1	1.10
	1"			A11F11-000	E2"-1"		1.00
	1-1/4"			A11G12-000	E2"-1-1/4"		0.80
	1-1/2"			A11H12-000	E2"-1-1/2"		0.60
	2"			AJ1C11-000	E2-1/2"-1/2"		2.60
3"	1/2"	Thread	107	AJ1D11-000	E2-1/2"-5/8"	1	2.50
	5/8"			AJ1E11-000	E2-1/2"-3/4"		2.40
	3/4"			AJ1F11-000	E2-1/2"-1"		2.20
	1"			AJ1G11-000	E2-1/2"-1-1/4"		2.00
	1-1/4"			AJ1H12-000	E2-1/2"-1-1/2"		1.80
3"	1-1/2"	-	107	AJ1I12-000	E2-1/2"-2"	2	1.10
	2"			AL1C11-000	E3"-1/2"		3.80
	2-1/2"			AL1D11-000	E3"-5/8"		3.80
	1/2"			AL1E11-000	E3"-3/4"		3.70
	5/8"			AL1F11-000	E3"-1"		3.50
3"	3/4"	Thread	107	AL1G11-000	E3"-1-1/4"	1	3.20
	1"			AL1H11-000	E3"-1-1/2"		3.00
	1-1/4"			AK1I12-000	E3"-2"		2.20
	1-1/2"			AK1J12-000	E3"-2-1/2"		1.30
	2"						

REDUCING SLEEVE 固定刀座-刀套

RS-MT

- Tool holders with morse taper according to DIN 228



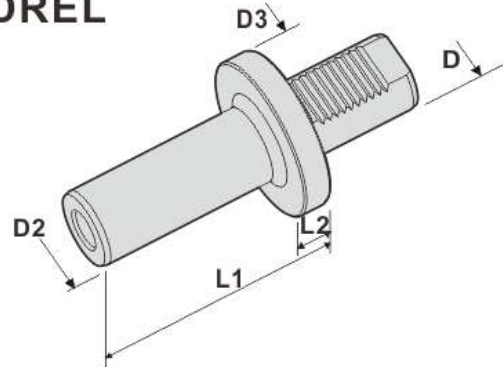
DIMENSIONS (mm)

D1	L	MT	Code No.	Order No.	(Kg)Weight
25	50	MT1	A25MT1-000	E25-MT1	0.22
	50	MT2	A25MT2-000	E25-MT2	0.19
32	60	MT1	A32MT1-000	E32-MT1	0.42
	60	MT2	A32MT2-000	E32-MT2	0.40
	60	MT3	A32MT3-000	E32-MT3	0.41
40	70	MT1	A40MT1-000	E40-MT1	0.72
	70	MT2	A40MT2-000	E40-MT2	0.66
	70	MT3	A40MT3-000	E40-MT3	0.74
	70	MT4	A40MT4-000	E40-MT4	0.68
50	76	MT2	A50MT2-000	E50-MT2	1.40
	97	MT3	A50MT3-000	E50-MT3	1.50
	107	MT4	A50MT4-000	E50-MT4	1.60
	125	MT5	A50MT5-000	E50-MT5	0.95
60	76	MT2	A60MT2-000	E60-MT2	1.90
	97	MT3	A60MT3-000	E60-MT3	2.20
	107	MT4	A60MT4-000	E60-MT4	2.30
	125	MT5	A60MT5-000	E60-MT5	2.10

DIMENSIONS (inch)

D1	L	MT	Code No.	Order No.	(Kg)Weight
1"	50mm	MT1	AF1MT1-000	E1"-MT1	0.22
	50mm	MT2	AF1MT2-000	E1"-MT2	0.19
1-1/4"	60mm	MT1	AG1MT1-000	E1-1/4"-MT1	0.42
	60mm	MT2	AG1MT2-000	E1-1/4"-MT2	0.40
	60mm	MT3	AG1MT3-000	E1-1/4"-MT3	0.41
1-1/2"	70mm	MT1	AH1MT1-000	E1-1/2"-MT1	0.72
	70mm	MT2	AH1MT2-000	E1-1/2"-MT2	0.66
	70mm	MT3	AH1MT3-000	E1-1/2"-MT3	0.74
	70mm	MT4	AH1MT4-000	E1-1/2"-MT4	0.68
2"	76mm	MT2	A11MT2-000	E2"-MT2	1.40
	97mm	MT3	A11MT3-000	E2"-MT3	1.50
	107mm	MT4	A11MT4-000	E2"-MT4	1.60
	125mm	MT5	A11MT5-000	E2"-MT5	0.95
3"	76mm	MT2	AK1MT2-000	E3"-MT2	1.90
	97mm	MT3	AK1MT3-000	E3"-MT3	2.20
	107mm	MT4	AK1MT4-000	E3"-MT4	2.30
	125mm	MT5	AK1MT5-000	E3"-MT5	2.10

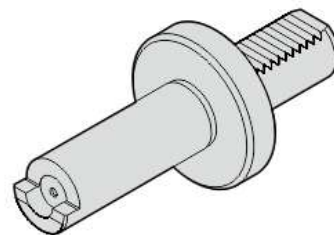
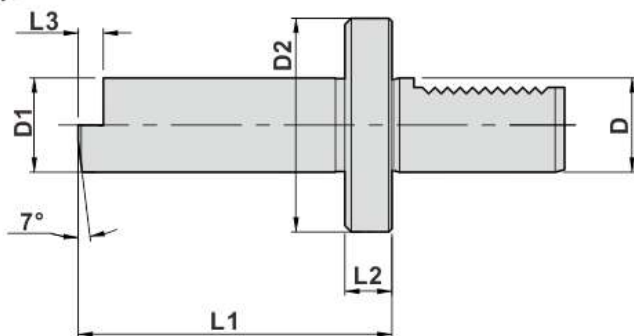
DIN 69880 TEST MANDREL 校正棒



DIMENSIONS

D DIN 69880	D2	D3	L1	L2	Code No.	Order No.
16	30	40	120	15	TB1161-114	TB1-16-120
20	40	50	150	15	TB1201-114	TB1-20-150
25	40	58	150	15	TB1251-114	TB1-25-150
30	30	68	115	15	TB1301-114	TB1-30-115
30	40	68	200	15	TB1302-114	TB1-30-200
40	40	83	115	15	TB1401-114	TB1-40-115
40	40	83	150	15	TB1402-114	TB1-40-150
40	40	83	200	15	TB1403-114	TB1-40-200
50	50	98	115	15	TB1501-114	TB1-50-115
50	40	98	150	15	TB1502-114	TB1-50-150
50	40	98	200	15	TB1503-114	TB1-50-200
60	60	123	180	15	TB1601-114	TB1-60-180
60	40	123	200	15	TB1602-114	TB1-60-200

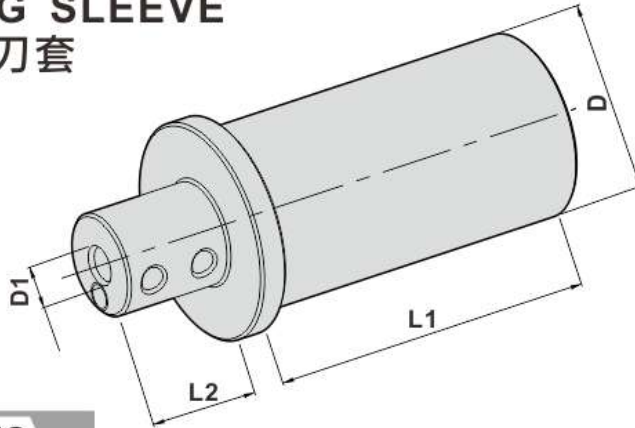
DIN 69880 TEST MANDREL 校正棒



DIMENSIONS

D DIN 69880	D1	D2	L1	L2	L3	Code No.	Order No.
20	30	50	100	15	8	TB2201-114	TB2-20-100
30	30	68	100	15	8	TB2301-114	TB2-30-100
40	40	83	100	15	8	TB2401-114	TB2-40-100
50	80	98	100	20	8	TB2501-114	TB2-50-100

REDUCING SLEEVE 固定刀座-刀套



RS-WE

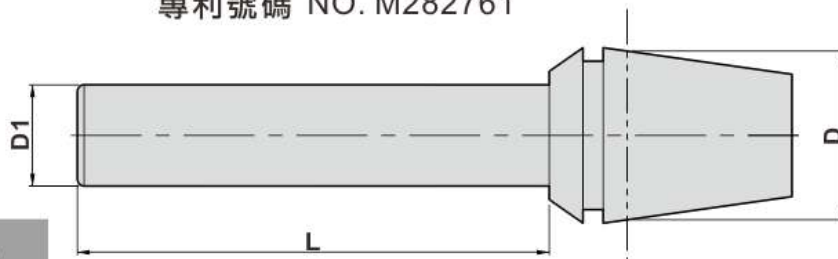
- For Boring Bar holder
- External Coolant Supply

DIMENSIONS

D		L1	L2	D1	Code No.	Order No.				
32(1-1/4")	mm(inch)	60mm	20mm	1/4"	AG1X15-000	WE1-1/4"-1/4"				
				6	A32065-000	WE32-6				
		60mm	35mm	5/16"	AG1A15-000	WE1-1/4"-5/16"				
				8	A32085-000	WE32-8				
				3/8"	AG1B15-000	WE1-1/4"-3/8"				
				10	A32105-000	WE32-10				
				1/2"	AG1C15-000	WE1-1/4"-1/2"				
				12	A32125-000	WE32-12				
				40(1-1/2")	mm(inch)	70mm	20mm	1/4"	AH1X15-000	WE1-1/2"-1/4"
								6	A40065-000	WE40-6
70mm	35mm	5/16"	AH1A15-000			WE1-1/2"-5/16"				
		8	A40085-000			WE40-8				
		3/8"	AH1B15-000			WE1-1/2"-3/8"				
		10	A40105-000			WE40-10				
		1/2"	AH1C15-000			WE1-1/2"-1/2"				
		12	A40125-000			WE40-12				

TESTING BAR 測試棒

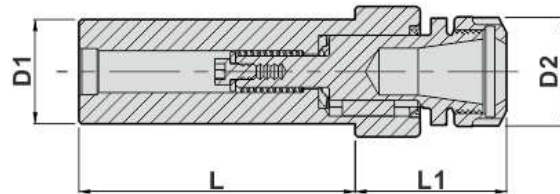
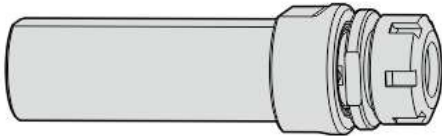
PATENT NO. M282761
專利號碼 NO. M282761



DIMENSIONS

D	D1	L	Code No.	Order No.
ER11	7	60	ER1101-115	ER11-60L
ER16	11	60	ER1601-115	ER16-60L
ER20	13	60	ER2001-115	ER20-60L
ER25	15	65	ER2501-115	ER25-65L
ER32	18	80	ER3201-115	ER32-80L
ER40	18	80	ER4001-115	ER40-80L
ER50	25	100	ER5001-115	ER50-100L

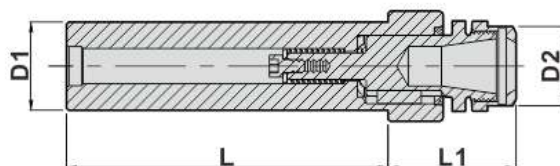
WER TAPPING CHUCK 側固式直柄攻牙刀柄



DIMENSIONS

X Capacity	D1	L	D2	L1	Code No.	Order No.
ER16	20	80	30	53.5	TSC20B-000	SL20-WER16-80
ER20	20	80	35	54	TSC20C-000	SL20-WER20-80
ER16	25	80	30	53.5	TSC25B-000	SL25-WER16-80
ER20	25	80	35	54	TSC25C-000	SL25-WER20-80
ER25	25	80	42	66	TSC25D-000	SL25-WER25-80
ER20	32	80	35	54	TSC32C-000	SL32-WER20-80
ER25	32	80	42	66	TSC32D-000	SL32-WER25-80
ER32	32	80	50	68	TSC32E-000	SL32-WER32-80
ER25	40	80	42	66	TSC40D-000	SL40-WER25-80
ER32	40	80	50	68	TSC40E-000	SL40-WER32-80
ER32	50	80	50	68	TSC50E-000	SL50-WER32-80

WER TAPPING CHUCK 直柄攻牙刀柄

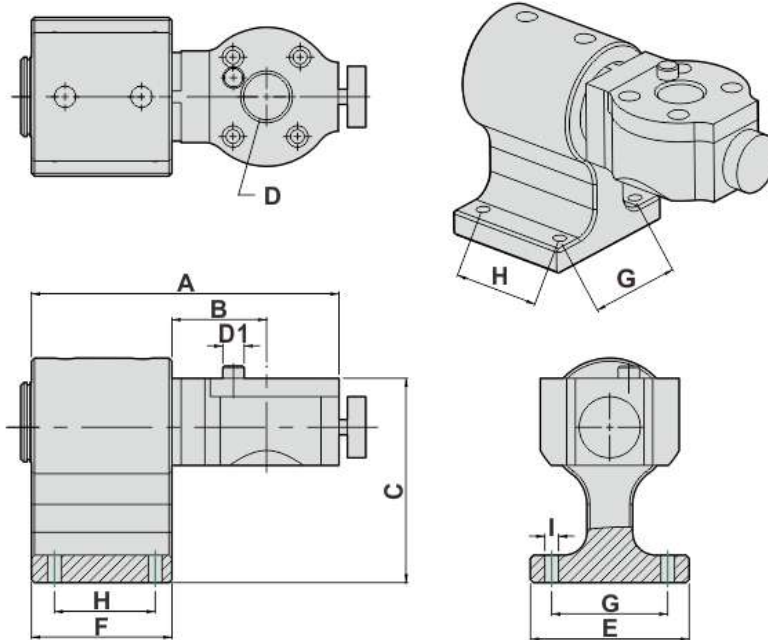


DIMENSIONS

X Capacity	D1	L	D2	L1	Code No.	Order No.
ER16	20	130	30	53.5	TBC20B-000	BC20-WER16-130
ER20	20	130	35	54	TBC20C-000	BC20-WER20-130
ER16	25	130	30	53.5	TBC25B-000	BC25-WER16-130
ER20	25	130	35	54	TBC25C-000	BC25-WER20-130
ER25	25	130	42	66	TBC25D-000	BC25-WER25-130
ER25	32	130	42	66	TBC32D-000	BC32-WER25-130
ER32	32	130	50	68	TBC32E-000	BC32-WER32-130

TOOL LOCKING FIXTURE

鎖刀器

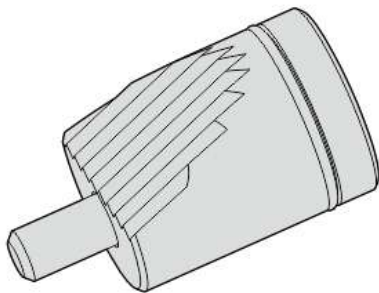


DIMENSIONS

D	D1	A	B	C	E	F	G	H	I	Code No.	Order No.	(Kg) Weight
30	14	201	62	134	104	92	76	66	9	VDI30A-000	VDI-30/L	10.2
40	14	201	62	134	104	92	76	66	9	VDI40A-000	VDI-40/L	10

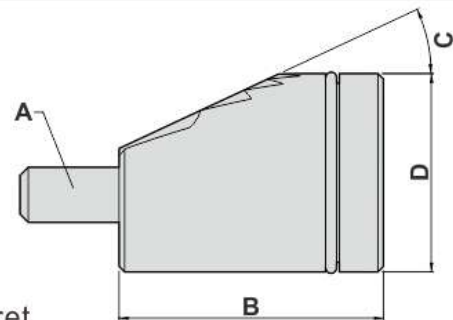
VDI WEDGE

緊迫塊



TYPE

VDI



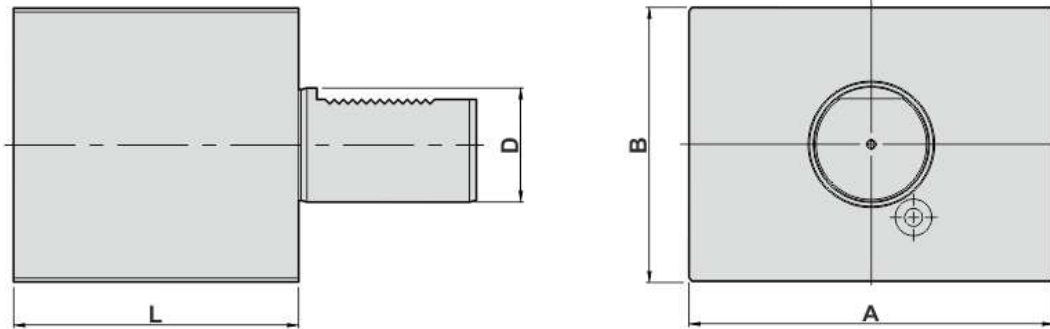
DIMENSIONS

● Wedge for tool turret

A	B	C	D	Code No.	Order No.
M5	22	20	16	VDI161-000	VDI16/W-16
M6	28	20	18	VDI201-000	VDI20/W-18
M8	34	20	22	VDI301-000	VDI30/W-22
M10	42	20	28	VDI401-000	VDI40/W-28
M10	44	20	40	VDI402-000	VDI40/W-40
M10	48	25	36	VDI501-000	VDI50/W-36
M12	56	25	50	VDI502-000	VDI50/W-50
M12	54	25	42	VDI601-000	VDI60/W-42
M16	70	25	50	VDI801-000	VDI80/W-50

VDI MATERIAL

VDI 素材

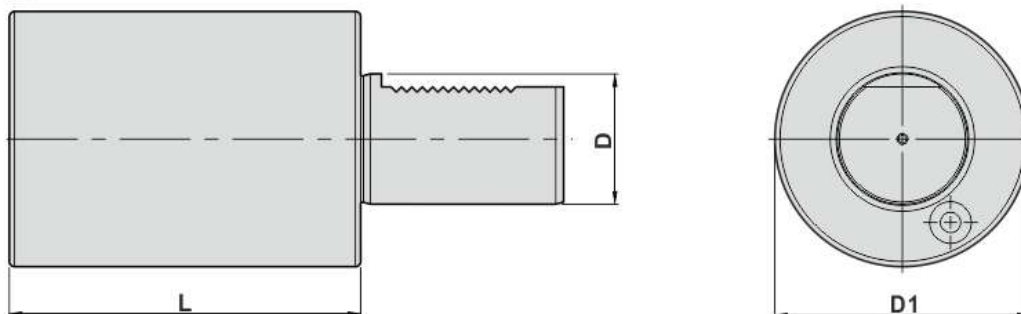


DIMENSIONS

D DIN 69880	A	B	L	Code No.	Order No.	(Kg) Weight
20	100	60	65	0A1200-000	A1-20-65	3.2
30	100	76	85	0A1300-000	A1-30-85	5.4
40	151	96	100	0A1400-000	A1-40-100	11.9
50	160	120	125	0A1500-000	A1-50-125	20
50	160	120	140	0A1501-000	A1-50-140	22.2
60	165	125	160	0A1600-000	A1-60-160	27.8

VDI MATERIAL

VDI 素材

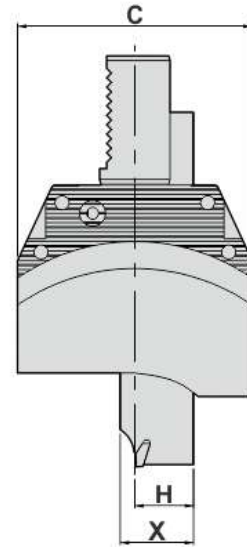
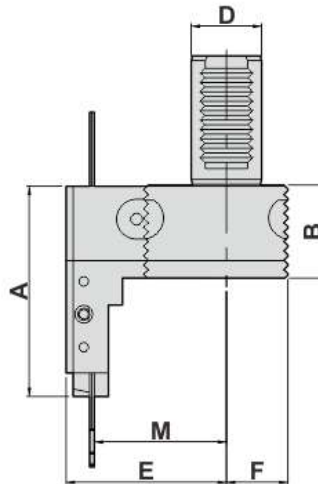
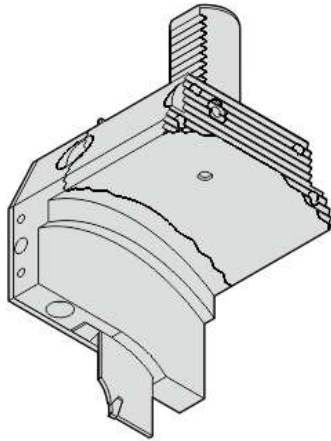


DIMENSIONS

D DIN 69880	D1	L	Code No.	Order No.	(Kg) Weight
20	50	70	0A2200-000	A2-20-70	1.2
30	68	100	0A2300-000	A2-30-100	3.1
30	68	240	0A2301-000	A2-30-240	7.1
40	83	120	0A2400-000	A2-40-120	5.7
40	83	320	0A2401-000	A2-40-320	14
50	98	135	0A2500-000	A2-50-135	9.1
50	98	400	0A2501-000	A2-50-400	24.7
60	123	150	0A2600-000	A2-60-150	16
60	123	480	0A2601-000	A2-60-480	46.5

CUTTING HOLDER

切斷刀座-第一軸刀尖朝上



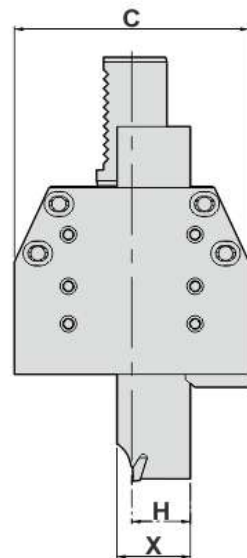
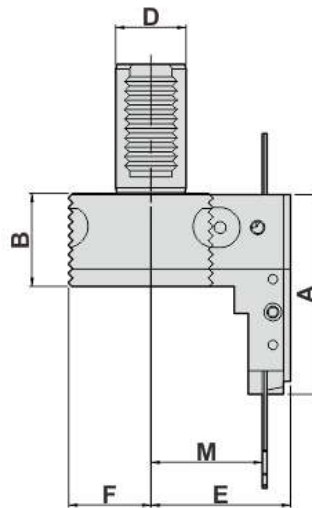
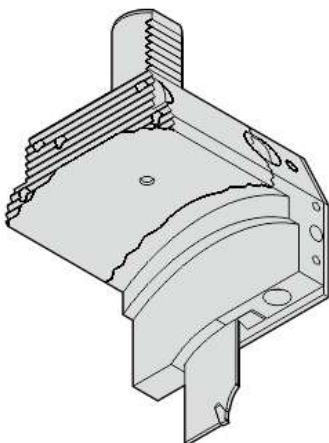
DIMENSIONS

● External coolant supply

D DIN 69880	A	B	C	E	F	H	X	M	Code No.	Order No.	(Kg) Weight
30	85.5	39.5	100	68.3	26.2	20 (mm)	26	56.3	705501-000	V30-1ST-R20-L-CUTTER	2.5
40	85.5	39.5	100	68.3	26.2	25 (mm)	31.9	56.3	706501-000	V40-1ST-R25-L-CUTTER	2.9

CUTTING HOLDER

切斷刀座-第二軸刀尖朝上



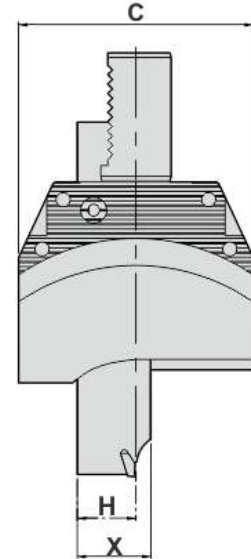
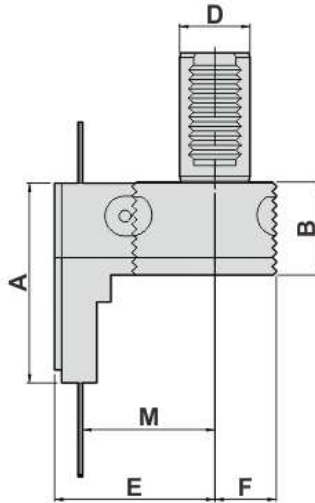
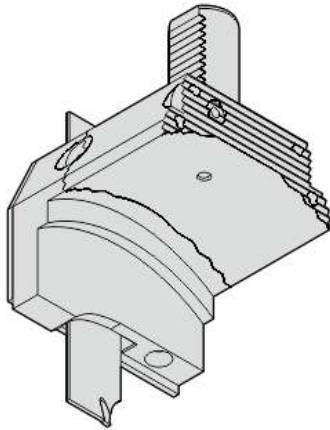
DIMENSIONS

● External coolant supply

D DIN 69880	A	B	C	E	F	H	X	M	Code No.	Order No.	(Kg) Weight
30	85.5	39.5	100	59.5	35	20 (mm)	26	47.5	705502-000	V30-2HD-R20-R-CUTTER	2.5
40	85.5	39.5	100	59.5	35	25 (mm)	31.9	47.5	706502-000	V40-2HD-R25-R-CUTTER	2.9

CUTTING HOLDER

切斷刀座-第一軸刀尖朝下

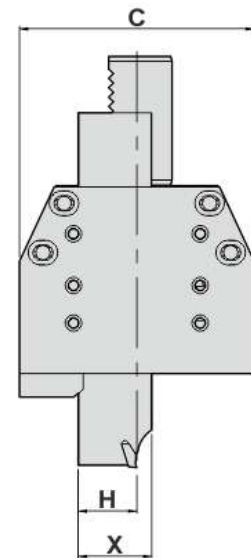
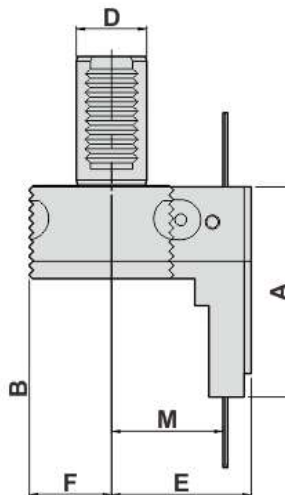
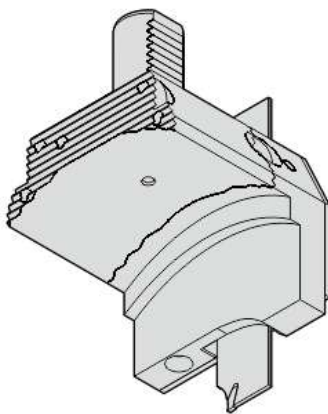


DIMENSIONS

D DIN 69880	A	B	C	E	F	H	X	M	Code No.	Order No.	(Kg) Weight
30	85.5	39.5	100	68.3	26.2	20 (mm)	26	56.3	705503-000	V30-1ST-R20-R-CUTTER	2.5
40	85.5	39.5	100	68.3	26.2	25 (mm)	31.9	56.3	706503-000	V40-1ST-R25-R-CUTTER	2.9

CUTTING HOLDER

切斷刀座-第二軸刀尖朝下

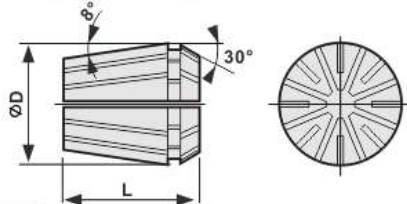


DIMENSIONS

D DIN 69880	A	B	C	E	F	H	X	M	Code No.	Order No.	(Kg) Weight
30	85.5	39.5	100	59.5	35	20 (mm)	26	47.5	705504-000	V30-2HD-R20-L-CUTTER	2.5
40	85.5	39.5	100	59.5	35	25 (mm)	31.9	47.5	706504-000	V40-2HD-R25-L-CUTTER	2.9

ER SPRING COLLET CHUCK SYSTEM ER 筒夾

- 材質採用高彈性鋼材，確保長久的使用壽命；
- 全部筒夾都經過嚴格的精度檢測，符合DIN6499標準，用於夾持高精度刀具；
- ER 16, 20, 32, 40有1mm的夾持範圍；ER 11有0.5mm的夾持範圍



- Case hardened steel guarantees long operating life and elasticity of collets.
- All collets are precisely ground according to DIN6499 for high precision tool holding; ER16, ER20, ER32 and ER40, have 1mm clamping capacity; ER11 have 0.5mm clamping capacity

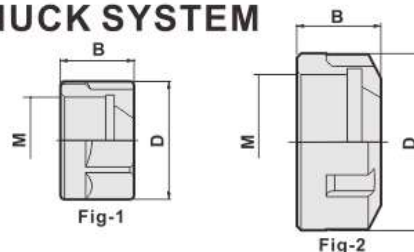
Collet Dimensions

TYPE	ER11	ER16	ER20	ER25	ER32	ER40	ER50
∅D	11.5	17	21	26	33	41	52
L	18	27	31	35	40	46	60

DIMENSIONS

ER8		ER16		ER25		ER32		ER40		ER50	
Order No.	Range	Order No.	Range	Order No.	Range	Order No.	Range	Order No.	Range	Order No.	Range
34010	1.0-0.5	34201	1.0-0.5	34402	2-1	34503	3-2	34604	4-3	34712	12-10
34015	1.5-1.0	34202	2.0-1.0	34403	3-2	34504	4-3	34605	5-4	34714	14-12
34020	2.0-1.5	34203	3-2	34404	4-3	34505	5-4	34606	6-5	34716	16-14
34025	2.5-2.0	34204	4-3	34405	5-4	34506	6-5	34607	7-6	34718	18-16
34030	3.0-2.5	34205	5-4	34406	6-5	34507	7-6	34608	8-7	34720	20-18
34035	3.5-3.0	34206	6-5	34407	7-6	34508	8-7	34609	9-8	34722	22-20
34040	4.0-3.5	34207	7-6	34408	8-7	34509	9-8	34610	10-9	34724	24-22
34045	4.5-4.0	34208	8-7	34409	9-8	34510	10-9	34611	11-10	34726	26-24
34050	5.0-4.5	34209	9-8	34410	10-9	34511	11-10	34612	12-11	34728	28-26
		34210	10-9	34411	11-10	34512	12-11	34613	13-12	34730	30-28
				34412	12-11	34513	13-12	34614	14-13	34732	32-30
				34413	13-12	34514	14-13	34615	15-14	34734	34-32
				34414	14-13	34515	15-14	34616	16-15		
				34415	15-14	34516	16-15	34617	17-16		
				34416	16-15	34517	17-16	34618	18-17		
						34518	18-17	34619	19-18		
						34519	19-18	34620	20-19		
						34520	20-19	34621	21-20		
								34622	22-21		
								34623	23-22		
								34624	24-23		
								34625	25-24		
								34626	26-25		

ER SPRING COLLET CHUCK SYSTEM CLAMPING NUT ER 螺帽

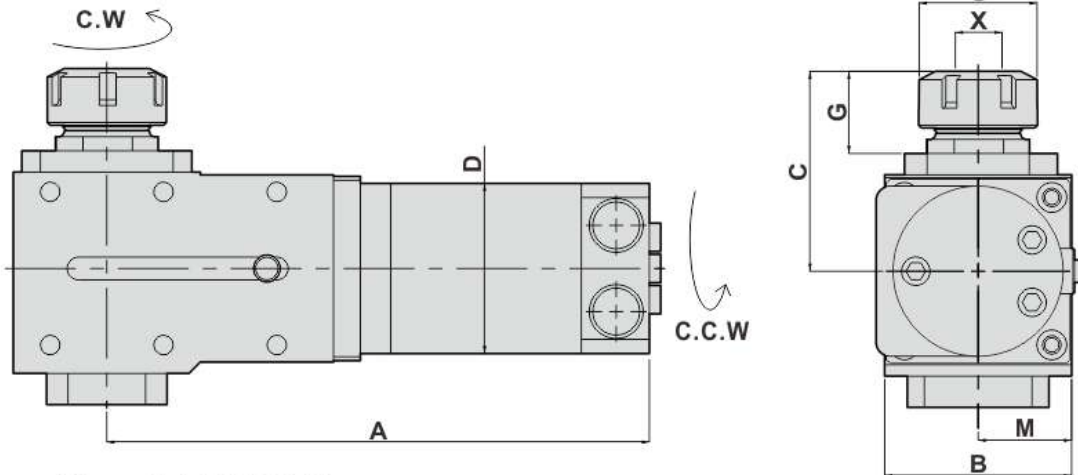


DIMENSIONS

Order No.	TYPE	Fig	D	B	M
14748	CN-ER11	1	19	11.5	M14x0.75
14750	CN-ER16	1	28	17.5	M22x1.5
14752	CN-ER20	1	35	19	M25x1.5
14754	CN-ER25	2	42	20	M32x1.5
14756	CN-ER32	2	50	22.5	M40x1.5
14758	CN-ER40	2	63	22.5	M50x1.5
14760	CN-ER50	2	78	35	M64x2.0

RADIAL MILLING AND DRILLING HEAD

徑向鑽銑刀座 (90°)



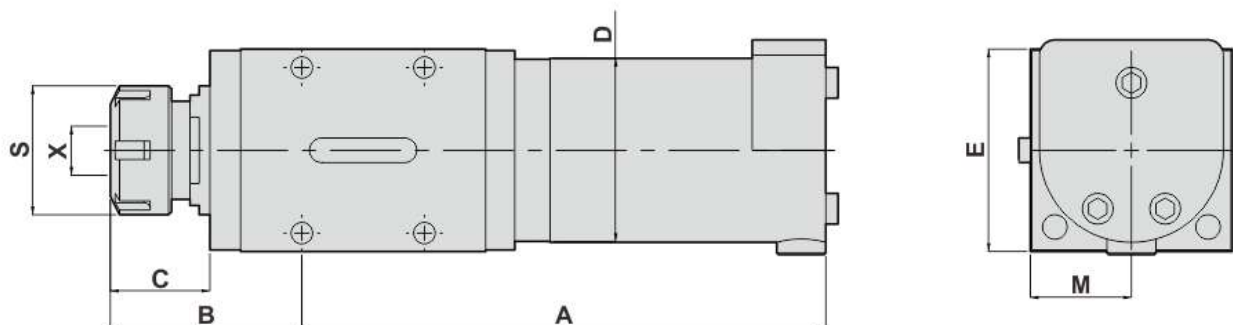
- To be used for collet DIN 6499
- Collet is not included

DIMENSIONS

D	X Capacity	S	Maximum R.P.M	A	B	C	G	M	Code No.	Order No.	(Kg) Weight
60	1-16 ER25	42	4000	192	66	70.5	29	33	266101-000	DF66-ER25	6.5

AXIAL MILLING AND DRILLING HEAD

軸向鑽銑刀座 (0°)



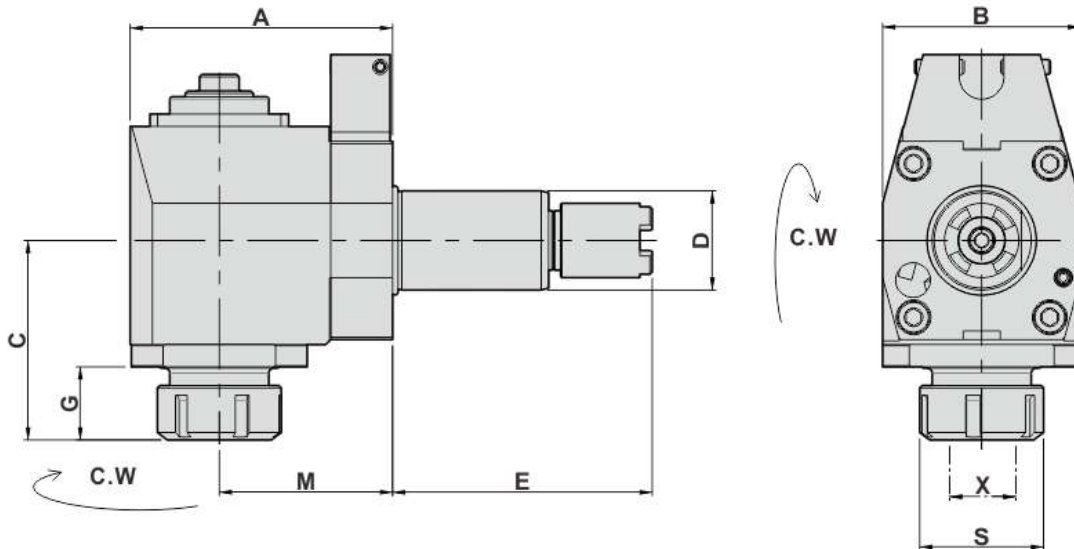
- To be used for collet DIN 6499
- Collet is not included

DIMENSIONS

D	X Capacity	S	Maximum R.P.M	A	B	C	E	M	Code No.	Order No.	(Kg) Weight
60	1-16 ER25	42	6000	171	62.5	32	66	33	166101-000	DA66-ER25	5.3

RADIAL DRILLING AND MILLING HEAD

徑向鑽銑刀座 (90°)



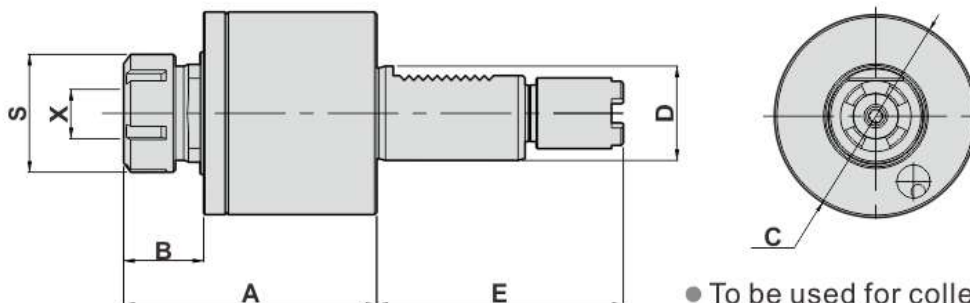
- To be used for collet DIN 6499
- External coolant supply
- Collet is not included

DIMENSIONS

Models	D	X Capacity	S	Maximum R.P.M	A	B	C	G	M	E	Code No.	Order No.	(Kg) Weight
SL-20/TL-15	40	2-20 ER32	50	4000	106	80	85	34	70	104.85	240B61-000	HAAS-FL40-32-70-104	6.5
SL-30/TL-25										117.55	240B62-000	HAAS-FL40-32-70-117	6.6
SL-40/ST-10										117.55	240B62-000	HAAS-FL40-32-70-117	6.6
ST-20 ST-30										117.55	240B62-000	HAAS-FL40-32-70-117	6.6
SL-40										130.35	240B63-000	HAAS-FL40-32-70-130	6.6

AXIAL MILLING AND DRILLING HEAD

軸向鑽銑刀座 (0°)



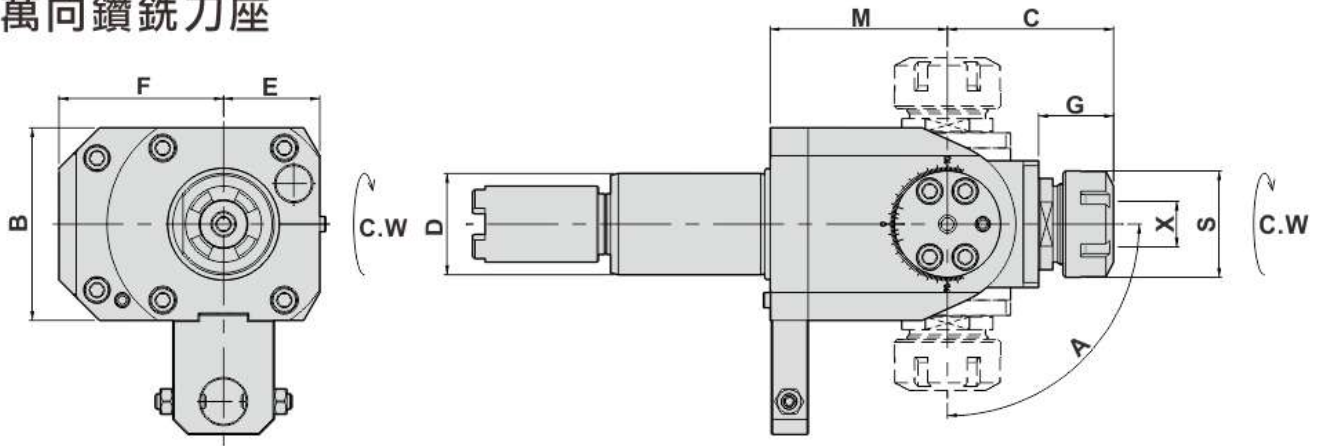
- To be used for collet DIN 6499
- External coolant supply
- Collet is not included

DIMENSIONS

Models	D	X Capacity	S	Maximum R.P.M	A	B	C	E	Code No.	Order No.	(Kg) Weight
SL-20/TL-15	40	2-20 ER32	50	6000	109	34	86	104.85	140B01-000	HAAS-DA40-32-104	4
SL-30/TL-25								117.55	140B02-000	HAAS-DA40-32-117	4.1
SL-40/ST-10								117.55	140B02-000	HAAS-DA40-32-117	4.1
ST-20 ST-30								117.55	140B02-000	HAAS-DA40-32-117	4.1
SL-40								130.35	140B03-000	HAAS-DA40-32-130	4.1

ANGULAR HEAD

萬向鑽銑刀座



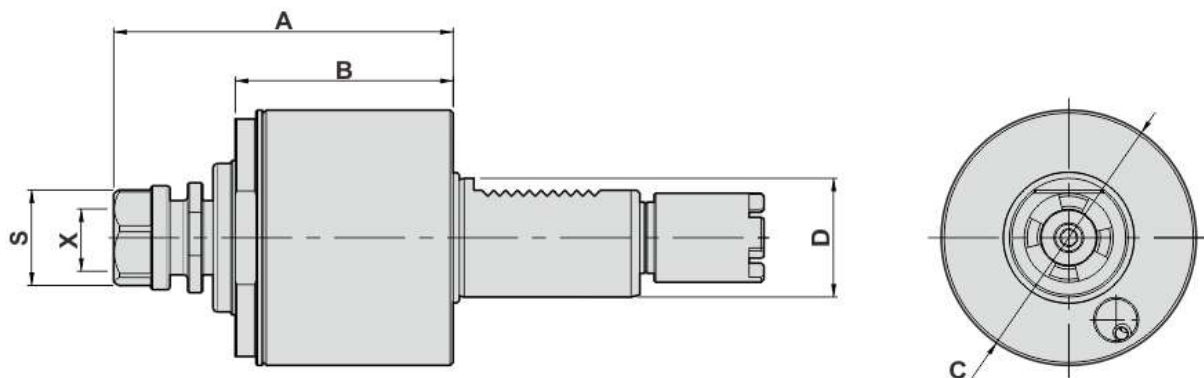
- To be used for collet DIN 6499
- External coolant supply
- Collet is not included

DIMENSIONS

D DIN 69880	X Capacity	Maximum R.P.M	S	A	B	C	E	F	G	M	Code No.	Order No.	(Kg) Weight
40	1-16 ER25	4000	42	±90°	76	66	38	65	29.5	70	140B05-000	HAAS-DA40-25B-117	5.4
40	2-20 ER32	4000	50	±90°	76	89	38	65	52.5	70	140B06-000	HAAS-DA40-32B-117	5.6

AXIAL DRILLING AND MILLING HEAD

軸向彈性攻牙刀座 (0°)



- To be used for cutter arbor according to DIN 6358
- External coolant supply

DIMENSIONS

D DIN 69880	X Capacity	Maximum R.P.M	S	i	A	B	C	Code No.	Order No.	(Kg) Weight
40	1-13 ER20	3000	35	1:1	114.5	74.5	86	140B04-000	HAAS-TDA40-20-104	4